

AGE 12+



# STARTER SET

DUNGEONS & DRAGONS®

Everything you need to start playing  
the world's greatest roleplaying game





# STARTER SET RULEBOOK



**DUNGEONS & DRAGONS®**

CHAPTER 1: HOW TO PLAY.....	2	CHAPTER 3: ADVENTURING.....	14
Getting Started.....	3	Travel.....	15
Six Abilities.....	4	Resting.....	15
CHAPTER 2: COMBAT.....	8	Rewards.....	15
The Order of Combat.....	9	Equipment.....	16
Movement and Position.....	10	CHAPTER 4: SPELLCASTING.....	20
Actions in Combat.....	10	What Is a Spell?.....	21
Making an Attack.....	11	Casting a Spell.....	21
Cover.....	12	Spell Lists.....	23
Damage and Healing.....	12	Spells.....	24
		APPENDIX: CONDITIONS.....	32



# CHAPTER 1: HOW TO PLAY

T

HE DUNGEONS & DRAGONS ROLEPLAYING GAME IS ABOUT storytelling in worlds of swords and sorcery. Like games of make-believe, D&D is driven by imagination. It's about picturing a crumbling castle in a darkening forest and imagining how a fantasy adventurer might react to the challenges that scene presents. In this fantasy world, the possibilities are limitless.





Dungeon Master (DM): The castle stands among the trees, the crumbling ruins of seven round towers jutting up from it like broken teeth. An archway littered with twisted shards of rusted metal gapes open at the top of a short flight of steps. Two of the towers, speckled with dark arrow slits, loom beside the entryway, and a dark hall yawns beyond.

Phillip (cleric): Let's send the rogue up ahead to look in and make sure it's safe.

Amy (rogue): OK, I'll move to the side and sneak along the wall of the tower until I can peer in through the entrance.

Unlike a game of make-believe, D&D gives structure to the stories—a way of determining the consequences of the adventurers' actions. Players roll dice to determine whether their attacks hit or miss and whether their characters can scale a cliff, roll away from the strike of a magical lightning bolt, or pull off some other dangerous task. Anything is possible, but the dice make some things more probable than others.

DM: All right, Amy, let's see how sneaky you are. Make a Dexterity check.

Amy: With my Stealth skill, right?

DM: You bet.

Amy (rolling a d20): I'm pretty sneaky—that's a 17.

DM: OK, there's no sign that anyone notices you. And you're looking inside?

When you play D&D, you take on the role of an adventurer: a skilled fighter, a devout cleric, a deadly rogue, or a spellcasting wizard. (The character sheets included in this set describe five heroes to get you started.) With some friends and a little imagination, you strike out on grand quests and daring adventures, testing yourself against an array of challenges and bloodthirsty monsters.

One player takes on the role of the Dungeon Master, the game's lead storyteller and referee. The DM is in charge of the adventure, which appears in the adventure book, while the characters navigate the adventure's hazards and decide where to explore. The DM might describe the entrance to Cragmaw Castle, and the players decide what they want their adventurers to do. Will they boldly stride up to the fallen gate, or try to sneak up in case anyone's watching through those arrow slits? Circle around the castle looking for another entrance? Or cast a spell to cloak themselves in invisibility?

The DM determines the results of the adventurers' actions and narrates what the characters experience. Because the DM can improvise to react to anything the players attempt, D&D is infinitely flexible, and each adventure can be exciting and unexpected.

There's no winning and losing in D&D—at least not the way those terms are usually understood. Together, the DM and the players create a story of bold adventurers who confront deadly perils. Sometimes an adventurer might come to a grisly end, torn apart by ferocious monsters or done in by a nefarious villain. Even so, the other adventurers can search for powerful magic to revive their fallen comrade, or the player might choose to play a new

character. The group might fail to complete an adventure successfully, but if the players had a good time and created a memorable story, they all win.

## GETTING STARTED

If this is your first time playing DUNGEONS & DRAGONS, start by reading the rest of this chapter. It tells you the most important rules you need to play the game.

Someone needs to be the Dungeon Master for your first play experience. Since you're reading this, you're a good candidate to be the DM. (If one of your friends knows how to play D&D already, you might want to ask that person to be the DM and help you learn the game.) Once you've read this chapter, take a look at the first few pages of the adventure book. That will help you understand the role of the DM and the basics of a D&D adventure.

From there, look over the rest of this book. You don't need to memorize everything before your first game, but it helps if you know where to find the rules while you play. Then get familiar with the adventure, and you'll be ready to gather your friends together to play.

Each player chooses one character from the five options included. It's up to the players to turn these bare-bones characters into people by giving them names, describing their appearance, and bringing them to life while playing through the adventure. If you have more than five players, it's OK for two players to use the same character, as long as they make the details of the character distinct; one cleric might be a jolly woman named Sefris, while the other is a severe man named Albric.

## GAME DICE

The game uses the polyhedral dice that come with this set. In these rules, the different dice are referred to by the letter *d* followed by the number of sides: d4, d6, d8, d10 (the 0 on the die represents a 10), d12, and d20. For instance, a d6 is a six-sided die.

Percentile dice, or d100, work a little differently. You generate a number between 1 and 100 by rolling the ten-sided die twice. The first roll gives the tens digit, and the second gives the ones digit. If you roll a 7 and a 1, for example, the number rolled is 71. Two 0s represent 100.

When you need to roll dice, the rules tell you how many dice to roll of a certain type, as well as what modifiers to apply. For example, "3d8 + 5" means you roll three eight-sided dice, add them together, and add 5 to the total.





## THE STRUCTURE OF PLAY

The D&D game consists of a group of characters (controlled by the players) embarking on an adventure that the DM presents. The adventure is the heart of the game. An adventure unfolds as a story that the DM and the other players tell together using the material in the adventure book, in another published adventure, or in a setting of the DM's creation. The DM sets the scene at the start, giving the adventurers a reason to get involved. They are the protagonists of the story. The players control what they do, and the DM controls the monsters and people the adventurers meet. The DM also decides how the world changes as a result of the adventurers' actions.

Play of an adventure unfolds according to this basic pattern:

**1. The DM describes the environment.** The DM tells the players where their adventurers are and what's around them, presenting the basic scope of options available: how many doors lead out of a room, what's on a table, who's in the tavern, and so on. The players can ask questions to make sure they understand what their characters perceive.

**2. The players describe what they want to do.** Sometimes one player speaks for the whole group, saying, "We'll take the east door," for example. Other times, different adventurers do different things. One adventurer might search a treasure chest while a second one examines an esoteric symbol engraved on a wall and a third one keeps watch for monsters. The players don't need to take turns, but the DM listens to every player and decides how to resolve those actions.

Sometimes, resolving a task is easy. If an adventurer wants to walk across a room and open a door, the DM might just say that the door opens and describe what lies beyond. But the door might be locked, the floor might hide a deadly trap, or some other circumstance might make it challenging for an adventurer to complete a task. In those cases, the DM decides what happens, often relying on the roll of a die to determine the results of an action.

**3. The DM narrates the results of the adventurers' actions.** Describing the results often leads to another decision point, which brings the flow of the game right back to step 1.

This pattern holds whether the adventurers are cautiously exploring an ancient ruin, talking to a devious prince, or locked in mortal combat against a dragon. In certain situations, particularly combat, the action is more structured and the players (and DM) do take turns choosing and resolving actions. But most of the time, play is fluid, adapting to the circumstances of the adventure.

Often the action of an adventure takes place wholly in the imagination of the players and DM, relying on the DM's verbal descriptions to set the scene. Some DMs like to use music, art, or recorded sound effects to help set the mood, and many players and DMs alike adopt different voices for the various adventurers, monsters, and other characters they play in the game. Sometimes, a DM might lay out a map and use tokens or miniature figures to represent each creature involved in a scene to help the players keep track of where everyone is.

## HALVING

Round down whenever the game requires you to halve a number. For example, if you halve 15, you get 7.

## WHAT'S NEXT?

This set is a complete DUNGEONS & DRAGONS experience, enough to provide hours of play. You can even play through the adventure book multiple times. You might be surprised at how differently things can turn out! But one of the most rewarding things about D&D is that it provides the opportunity to create characters, and even worlds, of your own.

For tools and other products to help you make your own characters, visit [DungeonsandDragons.com](http://DungeonsandDragons.com). There you will find the basic rules of the game for free. Those rules tell you how to create your own character to supplement or replace the characters in this set, as well as how to advance a character beyond 5th level.

If you want to create a greater variety of characters or populate your adventures with other monsters, check out the fifth edition *Player's Handbook*, *Monster Manual*, and *Dungeon Master's Guide*. These advanced rulebooks introduce you to the vast multiverse of D&D and invite you to create unique characters and worlds within it.

## SIX ABILITIES

Six abilities provide a quick game description of every character's and monster's physical and mental characteristics:

- **Strength**, measuring physical power
- **Dexterity**, measuring agility
- **Constitution**, measuring endurance
- **Intelligence**, measuring reasoning and memory
- **Wisdom**, measuring perception and insight
- **Charisma**, measuring force of personality

Is a character muscle-bound and insightful? Brilliant and charming? Nimble and hardy? For each of the six abilities, a character or monster has an **ability score** to measure it, typically ranging from 3 to 18. An adventurer can have a score as high as 20. A monster can have one as high as 30.

The most important function of an ability score is providing an **ability modifier** that usually ranges from -1 (for a score of 8 or 9) to +4 (for a score of 18). This modifier applies to ability checks, saving throws, and attack rolls, as explained in the next few sections.

## ABILITY SCORES AND MODIFIERS

Score	Modifier	Score	Modifier
1	-5	16-17	+3
2-3	-4	18-19	+4
4-5	-3	20-21	+5
6-7	-2	22-23	+6
8-9	-1	24-25	+7
10-11	+0	26-27	+8
12-13	+1	28-29	+9
14-15	+2	30	+10

## THE CORE RULE

Does an adventurer's sword swing hurt a dragon or bounce off its iron-hard scales? Does the ogre believe an outrageous bluff? Can a character swim across a raging river? Does a character avoid the main blast of a fireball or take full damage from the blaze? When the outcome of an action is uncertain, the game relies on the roll of a d20 to determine success or failure. Ability checks, attack rolls, and saving throws are the three main kinds of d20 rolls.



For each one, you roll a d20, add any bonuses or penalties, and compare the total to a target number. If the total equals or exceeds it, you succeed. Here are those steps in more detail:

**1. Roll the die.** Roll a d20, then add the modifier of the ability score used for the roll. A Dexterity saving throw, for instance, uses your Dexterity modifier.

**2. Apply circumstantial bonuses and penalties.** A spell, a particular circumstance, or some other effect might give a bonus or penalty to the roll.

**3. Compare the total to a target number.** If the total equals or exceeds the target number, the roll is a success. Otherwise, it's a failure. The target number for an ability check or saving throw is called a Difficulty Class (DC). For an attack roll, it's the Armor Class (AC) of the target being attacked. The DM is usually the one who determines target numbers and tells players whether their ability checks, attack rolls, and saving throws succeed or fail.

Ability checks and saving throws are discussed in more detail below. Attack rolls are described in chapter 2.

## ADVANTAGE AND DISADVANTAGE

Sometimes a special ability or spell tells you that you have advantage or disadvantage on a d20 roll. When that happens, you roll a second d20 when you make the roll. Use the higher of the two rolls if you have advantage, and use the lower roll if you have disadvantage. For example, if you have disadvantage and roll a 17 and a 5, you use the 5. If you instead have advantage and roll those numbers, you use the 17.

If multiple situations affect a roll and each one grants advantage or imposes disadvantage on it, you don't roll more than one additional d20. If two favorable situations grant advantage, for example, you still roll only one additional d20.

If circumstances cause a roll to have both advantage and disadvantage, you are considered to have neither of them, and you roll one d20. This is true even if multiple circumstances impose disadvantage and only one grants advantage or vice versa. In such a situation, you have neither advantage nor disadvantage.

When you have advantage or disadvantage and something in the game, such as the halfling's Lucky trait, lets you reroll the d20, you can reroll only one of the dice. You choose which one. For example, if a halfling has advantage on an ability check and rolls a 1 and a 13, the halfling could use the Lucky trait to reroll the 1.

## ABILITY CHECKS

An ability check tests a character's or monster's innate talent and training in an effort to overcome a challenge. The DM calls for an ability check when a character or monster attempts an action (other than an attack) that has a chance of failure. A character might make a Strength check to force open a door, an Intelligence check to make sense of clues, or a Wisdom check to notice goblins lying in ambush along the road. When the outcome is uncertain, the dice determine the results.

To make an ability check, roll a d20 and add the appropriate ability modifier. You use your Strength modifier for a Strength check, for example.

If the total equals or exceeds the DC, the ability check is a success. Otherwise, the check is a failure, which means

the character or monster makes no progress toward the objective or makes progress combined with a setback determined by the DM.

Often, the adventure book tells the DM what kind of check a character can make, the DC of the check, and what happens if the character succeeds or fails. Since characters often try unpredictable things, though, the adventure book also provides advice to help the DM decide what kind of ability check and DC to use in a particular situation.

## PROFICIENCY BONUS

You might be particularly skilled at a certain kind of task related to an ability check. The character sheets list each character's proficiencies with skills and special tools, and the monster statistics in the adventure book show monsters' proficiencies. If you have proficiency in a skill, such as Acrobatics or Deception (explained below), you add your proficiency bonus to ability checks you make that use that skill. If you have proficiency with a certain tool, such as thieves' tools or mason's tools, you add your proficiency bonus to ability checks you make using those tools. You never add your proficiency bonus more than once to the same d20 roll.

## CONTESTS

Sometimes one character's or monster's efforts are directly opposed to another's. This can occur when both of them are trying to do the same thing and only one can succeed, such as attempting to snatch up a magic ring that has fallen on the floor. This situation also applies when one of them is trying to prevent the other one from accomplishing a goal—for example, when a monster tries to force open a door that an adventurer is holding closed. In situations like these, the outcome is determined by a special form of ability check, called a contest.

Both participants in a contest make ability checks appropriate to their efforts. They apply all appropriate bonuses and penalties, but instead of comparing the total to a DC, they compare the totals of their two checks.

The participant with the higher check total wins the contest. That character or monster either succeeds at the action or prevents the other one from succeeding.

If the contest results in a tie, the situation remains the same as it was before the contest. Thus, one contestant might win the contest by default. If two characters tie in a contest to snatch a ring off the floor, neither character grabs it. In a contest between a monster trying to open a door and an adventurer trying to keep the door closed, a tie means that the door remains shut.

## SKILLS

Each ability covers a broad range of capabilities, including skills that a character can be proficient in. A skill represents a specific aspect of an ability score, and a character's proficiency in a skill demonstrates a focus on that aspect.

A Dexterity check might, for example, reflect a character's attempt to pull off an acrobatic stunt, to palm an object, or to stay hidden. Each of these aspects of Dexterity has an associated skill: Acrobatics, Sleight of Hand, and Stealth, respectively. So a character who has proficiency in the Stealth skill is particularly good at Dexterity checks related to sneaking and hiding.



Sometimes, the DM might ask for an ability check using a specific skill—for example, “Make a Wisdom (Perception) check.” At other times, a player might ask the DM if proficiency in a particular skill applies to a check. In either case, proficiency in a skill means a character can add his or her proficiency bonus to ability checks that use that skill. Without proficiency in the skill, the character makes a normal ability check.

For example, if a character attempts to climb up a dangerous cliff, the Dungeon Master might ask for a Strength (Athletics) check. If the character is proficient in Athletics, the character’s proficiency bonus is added to the Strength check. If the character lacks that proficiency, he or she just makes a Strength check.

## STRENGTH CHECKS

Strength measures bodily power, athletic training, and the extent to which you can exert raw physical force. A Strength check can model any attempt to lift, push, pull, or break something, to force your body through a space, or to otherwise apply brute force to a situation. The Athletics skill reflects aptitude in certain kinds of Strength checks.

**Athletics.** Your Strength (Athletics) check covers difficult situations you encounter while climbing, jumping, or swimming. Examples include the following activities:

- You attempt to climb a sheer or slippery cliff, avoid hazards while scaling a wall, or cling to a surface while something is trying to knock you off.
- You try to jump an unusually long distance or pull off a stunt midjump.
- You struggle to swim or stay afloat in treacherous currents, storm-tossed waves, or areas of thick seaweed. Or another creature tries to push or pull you underwater or otherwise interfere with your swimming.

## DEXTERITY CHECKS

Dexterity measures physical agility, reflexes, and balance. A Dexterity check can model any attempt to move nimbly, quickly, or quietly, or to keep from falling on tricky footing. The Acrobatics, Sleight of Hand, and Stealth skills reflect aptitude in certain kinds of Dexterity checks.

**Acrobatics.** Your Dexterity (Acrobatics) check covers your attempt to stay on your feet in a tricky situation, such as when you’re trying to run across a sheet of ice, balance on a tightrope, or stay upright on a rocking ship’s deck. The DM might also call for a Dexterity (Acrobatics) check to see if you can perform acrobatic stunts, including dives, rolls, somersaults, and flips.

**Sleight of Hand.** Whenever you attempt an act of legerdemain or manual trickery, such as planting something on someone else or concealing an object on your person, make a Dexterity (Sleight of Hand) check. The DM might also call for a Dexterity (Sleight of Hand) check to determine whether you can lift a coin purse off another person or slip something out of another person’s pocket.

**Stealth.** Make a Dexterity (Stealth) check when you attempt to conceal yourself from enemies, slink past guards, slip away without being noticed, or sneak up on someone without being seen or heard.

## HIDING AND VISION

When you try to hide, make a Dexterity (Stealth) check. Until you are discovered or you stop hiding, that check’s total is contested by the Wisdom (Perception) check of any creature that actively searches for signs of your presence.

You can’t hide from a creature that can see you, and if you make noise (such as shouting a warning or knocking over a vase), you give away your position. An invisible creature can’t be seen, so it can always try to hide. Signs of its passage might still be noticed, however, and it still has to stay quiet.

**Passive Perception.** When you hide, there’s a chance someone will notice you even if they aren’t searching. To determine whether such a creature notices you, the DM compares your Dexterity (Stealth) check with that creature’s passive Wisdom (Perception) score, which equals 10 + the creature’s Wisdom modifier, as well as any other bonuses or penalties. If the creature has advantage, add 5. For disadvantage, subtract 5.

For example, if a 1st-level character (with a proficiency bonus of +2) has a Wisdom of 15 (a +2 modifier) and proficiency in Perception, he or she has a passive Wisdom (Perception) of 14.

**What Can You See?** One of the main factors in determining whether you can find a hidden creature or object is how well you can see in an area, which might be lightly or heavily obscured. In a **lightly obscured** area—such as dim light, patchy fog, or moderate foliage—creatures have disadvantage on Wisdom (Perception) checks that rely on sight. In a **heavily obscured** area—such as darkness, opaque fog, or dense foliage—vision is blocked, effectively imposing the blinded condition, as explained in the appendix.

## CONSTITUTION CHECKS

Constitution measures health, stamina, and vital force. Constitution checks are uncommon, and no skills apply to Constitution checks, because the endurance this ability represents is largely passive rather than involving a specific effort on the part of a character or monster. A Constitution check can model your attempt to push beyond normal limits, however.

## INTELLIGENCE CHECKS

Intelligence measures mental acuity, strength of recall, and the ability to reason. An Intelligence check comes into play when you need to draw on logic, education, memory, or deductive reasoning. The Arcana, History, Investigation, Nature, and Religion skills reflect aptitude in certain kinds of Intelligence checks.

**Arcana.** Your Intelligence (Arcana) check measures your ability to recall lore about spells, magic items, eldritch symbols, magical traditions, the planes of existence, and the inhabitants of those planes.

**History.** Your Intelligence (History) check measures your ability to recall lore about historical events, legendary people, ancient kingdoms, past disputes, recent wars, and lost civilizations.

**Investigation.** When you look around for clues and make deductions based on those clues, you make an Intelligence (Investigation) check. You might deduce the location of a hidden object, discern from the appearance of a wound what kind of weapon dealt it, or determine the weakest point in a tunnel that could cause it to collapse. Poring through ancient scrolls in search of a hidden fragment of knowledge might also call for an Intelligence (Investigation) check.



**Nature.** Your Intelligence (Nature) check measures your ability to recall lore about terrain, plants and animals, the weather, and natural cycles.

**Religion.** Your Intelligence (Religion) check measures your ability to recall lore about deities, rites and prayers, religious hierarchies, holy symbols, and the practices of secret cults.

## WISDOM CHECKS

Wisdom reflects how attuned you are to the world around you, representing perceptiveness and intuition. A Wisdom check might reflect an effort to read body language, understand someone's feelings, notice things about the environment, or care for an injured person. The Animal Handling, Insight, Medicine, Perception, and Survival skills reflect aptitude in certain kinds of Wisdom checks.

**Animal Handling.** When there is any question whether you can calm down a domesticated animal, keep a mount from getting spooked, or intuit an animal's intentions, the DM might call for a Wisdom (Animal Handling) check. You also make a Wisdom (Animal Handling) check to control your mount when you attempt a risky maneuver.

**Insight.** Your Wisdom (Insight) check decides whether you can determine the true intentions of a creature, such as when searching out a lie or predicting someone's next move. Doing so involves gleaning clues from body language, speech habits, and changes in mannerisms.

**Medicine.** A Wisdom (Medicine) check lets you try to stabilize a dying companion or diagnose an illness.

**Perception.** Your Wisdom (Perception) check lets you spot, hear, or otherwise detect the presence of something. It measures your general awareness of your surroundings and the keenness of your senses. For example, you might try to hear a conversation through a closed door, eavesdrop under an open window, or hear monsters moving stealthily in the forest. Or you might try to spot things that are obscured or easy to miss, whether they are orcs lying in ambush on a road, thugs hiding in the shadows of an alley, or candlelight under a closed secret door.

**Survival.** The DM might ask you to make a Wisdom (Survival) check to follow tracks, hunt wild game, guide your group through frozen wastelands, identify signs that owlbears live nearby, predict the weather, or avoid quicksand and other natural hazards.

## CHARISMA CHECKS

Charisma measures your ability to interact effectively with others. It includes such factors as confidence and eloquence. A Charisma check might arise when you try to influence or entertain others, when you try to make an impression or tell a convincing lie, or when you are navigating a tricky social situation. The Deception, Intimidation, Performance, and Persuasion skills reflect aptitude in certain kinds of Charisma checks.

**Deception.** Your Charisma (Deception) check determines whether you can convincingly hide the truth, either verbally or through your actions. This deception can encompass everything from misleading others through ambiguity to telling outright lies. Typical situations include trying to fast-talk a guard, con a merchant, earn money through gambling, pass yourself off in a disguise, dull someone's suspicions with false assurances, or maintain a straight face while telling a blatant lie.

**Intimidation.** When you attempt to influence someone through overt threats, hostile actions, and physical violence, the DM might ask you to make a Charisma (Intimidation) check. Examples include trying to pry information out of a prisoner, convincing street thugs to back down from a confrontation, or using the edge of a broken bottle to convince a sneering vizier to reconsider a decision.

**Performance.** Your Charisma (Performance) check determines how well you can delight an audience with music, dance, acting, storytelling, or some other form of entertainment.

**Persuasion.** When you attempt to influence someone or a group of people with tact, social graces, or good nature, the DM might ask you to make a Charisma (Persuasion) check. Typically, you use persuasion when acting in good faith, to foster friendships, make cordial requests, or exhibit proper etiquette. Examples of persuading others include convincing a chamberlain to let your party see the king, negotiating peace between warring tribes, or inspiring a crowd of townsfolk.

## SAVING THROWS

A saving throw, or save, represents an attempt to resist or avoid a spell, a trap, a poison, a disease, or a similar threat. You don't normally decide to make a saving throw; you are forced to do so because your character or monster is at risk of harm.

To make a saving throw, roll a d20 and add the appropriate ability modifier. For example, you use your Dexterity modifier for a Dexterity saving throw.

A saving throw can be modified by a situational bonus or penalty and can be affected by advantage and disadvantage, as determined by the DM.

A character sheet indicates a character's saving throw proficiencies. As with skill proficiencies, proficiency in a saving throw lets a character add his or her proficiency bonus to saving throws made using a particular ability score. Some monsters have saving throw proficiencies as well.

The Difficulty Class for a saving throw is determined by the effect that causes it. When a spell allows a saving throw, for instance, the DC for that save is determined by the caster's spellcasting ability and proficiency bonus.

The result of a successful or failed saving throw is also detailed in the effect that forces the save. Usually, a successful save means that a character or monster suffers no harm, or reduced harm, from an effect.

### FINDING A HIDDEN OBJECT

When your character searches for a hidden object such as a secret door or a trap, the DM typically asks you to make a Wisdom (Perception) check. Such a check can be used to find hidden details or other information and clues that you might otherwise overlook.

In most cases, you need to describe where you are looking in order for the DM to determine your chance of success. For example, a key is hidden beneath a set of folded clothes in the top drawer of a bureau. If you tell the DM that you pace around the room, looking at the walls and furniture for clues, you have no chance of finding the key, regardless of your Wisdom (Perception) check result. You would have to specify that you were opening the drawers or searching the bureau in order to have any chance of success.



## CHAPTER 2: COMBAT

B

ATTLE OFTEN ERUPTS WHEN ADVENTURERS FACE THEIR FOES, whether the enemies are savage monsters or cunning villains. This chapter provides the rules you need for such combat. The rules address you, the player or Dungeon Master. The Dungeon Master controls all the monsters and nonplayer characters involved in combat, and each other player controls an adventurer. "You" can also mean the character or monster that you control.





## THE ORDER OF COMBAT

A typical combat encounter is a clash between two sides, a flurry of weapon swings, feints, parries, footwork, and spellcasting. The game organizes the chaos of combat into a cycle of rounds and turns. A **round** represents about 6 seconds in the game world. During a round, each participant in a battle takes a **turn**.

The order of turns is determined at the beginning of a combat encounter, when everyone rolls initiative. Once everyone has taken a turn, the fight continues to the next round if neither side has defeated the other.

### COMBAT STEP BY STEP

- 1. Determine surprise.** The DM determines whether anyone involved in the combat encounter is surprised.
- 2. Establish positions.** The DM decides where all the characters and monsters are located. Given the adventurers' marching order or their stated positions in the room or other location, the DM figures out where the adversaries are—how far away and in what direction.
- 3. Roll initiative.** Everyone involved rolls initiative, determining the order of combatants' turns.
- 4. Take turns.** Each participant in the battle takes a turn in initiative order.
- 5. Begin the next round.** When everyone involved in the combat has had a turn, the round ends. Repeat step 4 until the fighting stops.

## SURPRISE

The DM determines who might be surprised. If neither side tries to be stealthy, they automatically notice each other. Otherwise, the DM compares the Dexterity (Stealth) checks of anyone hiding with the passive Wisdom (Perception) score of each creature on the opposing side. Any character or monster that doesn't notice a threat is surprised at the start of the encounter.

If you're surprised, you can't move or take an action on your first turn of the combat, and you can't take a reaction until that turn ends. A member of a group can be surprised even if the other members aren't.

## INITIATIVE

Initiative determines the order of turns during combat. When combat starts, every participant makes a Dexterity check to determine their place in the initiative order. The DM makes one roll for an entire group of identical creatures, so each member of the group acts at the same time.

The DM ranks the combatants in order from the one with the highest Dexterity check total to the one with the lowest. This is the order (called the initiative order) in which they act during each round. The initiative order remains the same from round to round.

If a tie occurs, the DM decides the order among tied DM-controlled creatures, and the players decide the order among their tied characters. The DM can decide the order if the tie is between a monster and a player character. Optionally, the DM can have the tied characters and monsters each roll a d20 to determine the order, highest roll going first.

## YOUR TURN

On your turn, you can **move** a distance up to your speed and **take one action**. You decide whether to move first or take your action first. Your speed—sometimes called your walking speed—is noted on your character sheet.

The most common actions you can take are described in the "Actions in Combat" section later in this chapter. Many class features and other abilities provide additional options for your action.

The "Movement and Position" section later in this chapter gives the rules for your move.

You can forgo moving, taking an action, or doing anything at all on your turn. If you can't decide what to do on your turn, consider taking the Dodge or Ready action, as described in "Actions in Combat."

## BONUS ACTIONS

Various class features, spells, and other abilities let you take an additional action on your turn called a bonus action. The Cunning Action feature, for example, allows a rogue to take a bonus action. You can take a bonus action only when a special ability, spell, or other feature of the game allows you to do something as a bonus action. You otherwise don't have one to take.

You can take only one bonus action on your turn, so you must choose which bonus action to use when you have more than one available.

You choose when to take the bonus action during the turn, unless the bonus action's timing is specified.

## OTHER ACTIVITY ON YOUR TURN

Your turn can include a variety of flourishes that require neither your action nor your move.

You can communicate however you are able, through brief utterances and gestures, as you take your turn.

You can also interact with one object or feature of the environment for free, during either your move or your action. For example, you could open a door during your move as you stride toward a foe, or you could draw your weapon as part of the same action you use to attack.

If you want to interact with a second object, you need to use your action. Some magic items and other special objects always require an action to use, as stated in their descriptions.

The DM might require you to use an action for any of these activities when it needs special care or when it presents an unusual obstacle. For instance, the DM could reasonably expect you to use an action to open a stuck door or turn a crank to lower a drawbridge.

## REACTIONS

Certain special abilities, spells, and situations allow you to take a special action called a reaction. A reaction is an instant response to a trigger of some kind, which can occur on your turn or on someone else's. The opportunity attack, described later in this chapter, is the most common type of reaction.

You can take only one reaction per round. When you take a reaction, you can't take another one until the start of your next turn. If the reaction interrupts another creature's turn, that creature can continue its turn right after the reaction.



## MOVEMENT AND POSITION

In combat, characters and monsters are in constant motion, often using movement and position to gain the upper hand. On your turn, you can move a distance up to your speed. You can use as much or as little of your speed as you like on your turn, following the rules here. Your move can include jumping, climbing, and swimming, as described in chapter 3.

### BREAKING UP YOUR MOVE

You can break up your movement on your turn, using some of your speed both before and after your action. For example, if you have a speed of 30 feet, you can move 10 feet, search for a trap door, and then move 20 feet.

Similarly, if you take an action that includes more than one weapon attack, you can break up your movement even further by moving between those attacks.

If you have more than one speed, such as your walking speed and a flying speed, you can switch back and forth between your speeds during your move. Whenever you switch, subtract the distance you've already moved from the new speed. The result determines how much farther you can move. For example, if you have a speed of 30 and a flying speed of 60 because a wizard cast the *fly* spell on you, you could fly 20 feet, then walk 10 feet, and then leap into the air to fly 30 feet more.

### DIFFICULT TERRAIN

Combatants are often slowed down by difficult terrain. Low furniture, rubble, undergrowth, steep stairs, snow, and shallow bogs are examples of difficult terrain. The space of another creature, whether hostile or not, also counts as difficult terrain.

Every foot of movement in difficult terrain foot costs 1 extra foot. This rule is true even if multiple things in a space count as difficult terrain.

### BEING PRONE

Combatants often find themselves lying on the ground, either because they are knocked down or because they throw themselves down. In the game, they are prone, a condition described in the appendix.

You can **drop prone** without using any of your speed. **Standing up** takes more effort; doing so costs an amount of movement equal to half your speed. For example, if your speed is 30 feet, you must spend 15 feet of movement to stand up. You can't stand up if you don't have enough movement left or if your speed is 0.

To move while prone, you must **crawl** or use magic such as teleportation. Every foot of movement while crawling costs 1 extra foot. Crawling 1 foot in difficult terrain, therefore, costs 3 feet of movement.

### MOVING AROUND OTHER CREATURES

You can move through a nonhostile creature's space. In contrast, you can move through a hostile creature's space only if it is at least two sizes larger or smaller than you (creature sizes are detailed in the adventure book). Whether a creature is a friend or an enemy, you can't willingly end your move in its space.

If you move out of an enemy's reach, you provoke an opportunity attack, as explained later in the chapter.

## ACTIONS IN COMBAT

When you take your action on your turn, you can take one of the actions presented here, an action you gained from your class or a special feature, or an action that you improvise. When you describe an action not detailed elsewhere in the rules, the DM tells you whether that action is possible and what kind of roll you need to make, if any, to determine success or failure.

### ATTACK

The most common action to take in combat is the Attack action, whether you are swinging a sword, firing an arrow from a bow, or brawling with your fists.

With this action, you make one melee or ranged attack. See the "Making an Attack" section for the rules that govern attacks.

Certain features, such as the Extra Attack feature that the fighter gets at 5th level, allow you to make more than one attack with this action.

#### CASTING A SPELL

Spellcasters such as wizards and clerics, as well as many monsters, have access to spells and can use them to great effect in combat. Each spell has a casting time, which specifies whether the caster must use an action, a reaction, minutes, or even hours to cast the spell. Most spells have a casting time of 1 action, so a spellcaster often uses his or her action in combat to cast such a spell. See chapter 4 for the rules on spellcasting.

### DASH

When you take the Dash action, you gain extra movement for the current turn. The increase equals your speed, after applying any modifiers. With a speed of 30 feet, for example, you can move up to 60 feet on your turn if you dash.

Any increase or decrease to your speed changes this additional movement by the same amount. If your speed of 30 feet is reduced to 15 feet, for instance, you can move up to 30 feet this turn if you dash.

### DISENGAGE

If you take the Disengage action, your movement doesn't provoke opportunity attacks for the rest of the turn.

### DODGE

When you take the Dodge action, you focus entirely on avoiding attacks. Until the start of your next turn, any attack roll made against you has disadvantage if you can see the attacker, and you make Dexterity saving throws with advantage. You lose this benefit if you are incapacitated (as explained in the appendix) or if your speed drops to 0.

### HELP

You can lend your aid to another creature in the completion of a task. When you take the Help action, the creature you aid gains advantage on the next ability check it makes to perform the task you are helping with, provided that it makes the check before the start of your next turn.



Alternatively, you can aid a friendly creature in attacking a creature within 5 feet of you. You feint, distract the target, or in some other way team up to make your ally's attack more effective. If your ally attacks the target before your next turn, the first attack roll is made with advantage.

## HIDE

---

When you take the Hide action, you make a Dexterity (Stealth) check in an attempt to hide, following the rules in chapter 1 for hiding. If you succeed, you gain certain benefits, as described in the "Unseen Attackers and Targets" section later in this chapter.

## READY

---

Sometimes you want to get the jump on a foe or wait for a particular circumstance before you act. To do so, you can take the Ready action on your turn so that you can act later in the round using your reaction.

First, you decide what perceivable circumstance will trigger your reaction. Then, you choose the action you will take in response to that trigger, or you choose to move up to your speed in response to it. Examples include "If the cultist steps on the trapdoor, I'll pull the lever that opens it," and "If the goblin steps next to me, I move away."

When the trigger occurs, you can either take your reaction right after the trigger finishes or ignore the trigger. Remember that you can take only one reaction per round.

A spell must have a casting time of 1 action to be readied, and holding onto the spell's magic until you release it with your reaction requires concentration (explained in chapter 4). For example, if you are concentrating on the *web* spell and ready *magic missile*, your *web* spell ends, and if you take damage before you release *magic missile* with your reaction, your concentration might be broken.

## SEARCH

---

When you take the Search action, you devote your attention to finding something. Depending on the nature of your search, the DM might have you make a Wisdom (Perception) check or an Intelligence (Investigation) check.

## USE AN OBJECT

---

You normally interact with an object while doing something else, such as when you draw a sword as part of an attack. When an object requires your action for its use, you take the Use an Object action. This action is also useful when you want to interact with more than one object on your turn.

## MAKING AN ATTACK

---

Whenever you make an attack roll, you're making an attack. Whether you're striking with a melee weapon, firing a weapon at range, or making an attack roll as part of a spell, an attack has the following structure:

- 1. Choose a target.** Pick a target within your attack's range: a creature, an object, or a location.
- 2. Determine modifiers.** The DM determines whether the target has cover and whether you have advantage or disadvantage against the target. In addition, spells,

special abilities, and other effects can apply penalties, bonuses, advantage, or disadvantage to your attack roll.

- 3. Resolve the attack.** You make the attack roll. On a hit, you roll damage, unless the particular attack specifies otherwise.

## ATTACK ROLLS

---

When you make an attack, your attack roll determines whether the attack hits or misses. To make an attack roll, roll a d20 and add the appropriate modifiers. If the total of the roll plus modifiers equals or exceeds the target's Armor Class (AC), the attack hits. Each character's AC is shown on the character sheet, and each monster's AC is in the monster's stat block.

### MODIFIERS TO THE ROLL

When a character makes an attack roll, the two most common modifiers to the roll are an ability modifier and the character's proficiency bonus. A monster uses whatever modifier is provided in its stat block.

**Ability Modifier.** The ability modifier used for a melee weapon attack is Strength, and the ability modifier used for a ranged weapon attack is Dexterity. Weapons that have the finesse or thrown property break this rule.

Some spells also require an attack roll. The cleric uses Wisdom when making a melee or ranged spell attack, and the wizard uses Intelligence.

**Proficiency Bonus.** If you are proficient with the weapon you are attacking with, you can add your proficiency bonus to the attack roll.

When you make a spell attack, you add your proficiency bonus to the attack roll.

### ROLLING 1 OR 20

Sometimes fate blesses or curses a combatant, causing the novice to hit or the veteran to miss.

If the d20 roll for an attack is a 20, the attack hits regardless of any modifiers or the target's AC. In addition, the attack is a critical hit, as explained later in the chapter.

If the d20 roll for an attack is a 1, the attack misses regardless of any modifiers or the target's AC.

## UNSEEN ATTACKERS AND TARGETS

---

Combatants often try to escape their foes' notice by hiding, casting the *invisibility* spell, or lurking in darkness.

When you attack a target that you can't see, you have disadvantage on the attack roll. This is true whether you're guessing the target's location or you're targeting a creature you can hear but not see. If the target isn't in the location you targeted, you automatically miss, but the DM typically just says that the attack missed, not whether you guessed the target's location correctly.

When a creature can't see you, you have advantage on attack rolls against it.

If you are hidden—both unseen and unheard—when you make an attack, you give away your location when the attack hits or misses.

## RANGED ATTACKS

---

When you make a ranged attack, you fire a bow or a crossbow, hurl a handaxe, or otherwise send projectiles to strike a foe at a distance. A monster might shoot spines from its tail. Many spells also involve making a ranged attack.



## RANGE

You can make ranged attacks only against targets within a specified range.

If a ranged attack, such as one made with a spell, has a single range, you can't attack a target beyond this range.

Some ranged attacks, such as those made with a longbow or a shortbow, have two ranges. The smaller number is the normal range, and the larger number is the long range. Your attack roll has disadvantage when your target is beyond normal range, and you can't attack a target beyond the long range.

## RANGED ATTACKS IN CLOSE COMBAT

Aiming a ranged attack is more difficult when a foe is next to you. When you make a ranged attack with a weapon, a spell, or some other means, you have disadvantage on the attack roll if you are within 5 feet of a hostile creature who can see you and who isn't incapacitated.

## MELEE ATTACKS

Used in hand-to-hand combat, a melee attack allows you to attack a foe within your reach. Most creatures have a 5-foot reach and can thus attack targets within 5 feet of them. Certain creatures (typically those larger than a human) have greater reach, as noted in their descriptions.

When you are unarmed, you can fight in melee by making an unarmed strike, as shown in the weapon table in chapter 3.

## OPPORTUNITY ATTACKS

In a fight, everyone is constantly watching for enemies to drop their guard. You can rarely move heedlessly past your foes without putting yourself in danger; doing so provokes an opportunity attack.

You can make an opportunity attack when a hostile creature that you can see moves out of your reach. To make the opportunity attack, you use your reaction to make one melee attack against the provoking creature. The attack interrupts the provoking creature's movement, occurring right before it leaves your reach.

You can avoid provoking an opportunity attack by taking the Disengage action. You also don't provoke an opportunity attack when you teleport or when someone or something moves you without using your movement, action, or reaction. For example, you don't provoke an opportunity attack if an explosion hurls you out of a foe's reach or if gravity causes you to fall past an enemy.

## TWO-WEAPON FIGHTING

When you take the Attack action and attack with a light melee weapon that you're holding in one hand, you gain a bonus action you can use to attack with a different light melee weapon that you're holding in the other hand. You don't add your ability modifier to the damage of the bonus attack, unless that modifier is negative.

If either weapon has the thrown property, you can throw the weapon, instead of making a melee attack with it.

## COVER

Walls, trees, creatures, and other obstacles can provide cover during combat, making a target more difficult to

harm. A target can benefit from cover only when an attack or other effect originates on the opposite side of the cover.

There are three degrees of cover. If a target is behind multiple sources of cover, only the most protective degree of cover applies; the degrees aren't added together.

A target with **half cover** has a +2 bonus to AC and Dexterity saving throws. A target has half cover if an obstacle blocks at least half of its body. The obstacle might be a low wall, a large piece of furniture, a narrow tree trunk, or a creature, whether that creature is an enemy or a friend.

A target with **three-quarters cover** has a +5 bonus to AC and Dexterity saving throws. A target has three-quarters cover if about three-quarters of it is covered by an obstacle. The obstacle might be a portcullis, an arrow slit, or a thick tree trunk.

A target with **total cover** can't be targeted directly by an attack or a spell, although some spells can reach such a target by including it in an area of effect. A target has total cover if it is completely concealed by an obstacle.

## DAMAGE AND HEALING

Injury and the risk of death are constant companions of those who explore the worlds of D&D.

## HIT POINTS

Hit points represent a combination of physical and mental durability, the will to live, and luck. Creatures with more hit points are more difficult to kill. Those with fewer hit points are more fragile.

A creature's current hit points (usually just called hit points), can be any number from the creature's hit point maximum down to 0. This number changes frequently as a creature takes damage or receives healing.

Whenever a creature takes damage, that damage is subtracted from its hit points. The loss of hit points has no effect on a creature's capabilities until the creature drops to 0 hit points.

## DAMAGE ROLLS

Each weapon and spell notes the damage it deals on a successful attack. You roll the damage die or dice, add any modifiers, and apply the damage to your target. Magic weapons, special abilities, and other factors can grant a bonus to damage. In addition, certain special abilities give extra damage represented by bonus dice.

When attacking with a **weapon**, you add your ability modifier—the same modifier used for the attack roll—to the damage. A **spell** tells you which dice to roll for damage and whether to add any modifiers. If a spell or other effect deals damage to **more than one target** at the same time, roll the damage once for all of them.

## CRITICAL HITS

When you score a critical hit, you get to roll extra dice for the attack's damage against the target. Roll all of the attack's damage dice twice and add them together. Then add any relevant modifiers as normal. To speed up play, you can roll all the damage dice at once.

For example, if you score a critical hit with a dagger, roll 2d4 for the damage, rather than 1d4, and then add your relevant ability modifier. If the attack involves other



damage dice, such as from the rogue's Sneak Attack feature, you roll those dice twice as well.

## DAMAGE TYPES

Different attacks and damaging spells deal different types of damage. Damage types have no rules of their own, but other rules, such as damage resistance, rely on the types.

The types are acid, bludgeoning, cold, fire, force, lightning, necrotic, piercing, poison, psychic, radiant, slashing, and thunder.

## DAMAGE RESISTANCE AND VULNERABILITY

Some creatures and objects are exceedingly difficult or unusually easy to hurt with certain types of damage.

If a creature or an object has **resistance** to a damage type, damage of that type is halved against it. If a creature or an object has **vulnerability** to a damage type, damage of that type is doubled against it.

Resistance and then vulnerability are applied after all other modifiers to damage. For example, a creature has resistance to bludgeoning damage and is hit by an attack that deals 25 bludgeoning damage. The creature is also within a magical aura that reduces all damage by 5. The 25 damage is first reduced by 5 and then halved, so the creature takes 10 damage.

Multiple instances of resistance or vulnerability that affect the same damage type count as only one instance. For example, if a creature has resistance to fire damage as well as resistance to all nonmagical damage, the damage of a nonmagical fire is reduced by half against the creature, not reduced by three-quarters.

## HEALING

Unless it results in death, damage isn't permanent, and even death is reversible through powerful magic. Rest can restore a creature's hit points (as explained in chapter 3), and magical methods such as a *cure wounds* spell or a *potion of healing* can remove damage in an instant.

When a creature receives healing of any kind, hit points regained are added to its current hit points. A creature's hit points can't exceed its hit point maximum, so any hit points regained in excess of this number are lost. A creature that has died can't regain hit points until magic, such as a *revivify* spell, has restored it to life.

## DROPPING TO 0 HIT POINTS

When you drop to 0 hit points, you either die outright or fall unconscious, as explained in the following sections.

Most DMs have a monster die the instant it drops to 0 hit points, rather than having it fall unconscious and make death saving throws.

Mighty villains and special nonplayer characters are common exceptions; the DM might have them fall unconscious and follow the same rules as player characters.

## INSTANT DEATH

Massive damage can kill you instantly. When damage reduces you to 0 hit points and there is damage remaining, you die if the remaining damage equals or exceeds your hit point maximum. For example, a cleric with a maximum of 12 hit points currently has 6 hit points. If she takes 18 damage from an attack, she is reduced to 0 hit points,

but 12 damage remains. Because the remaining damage equals her hit point maximum, the cleric dies.

## FALLING UNCONSCIOUS

If damage reduces you to 0 hit points and fails to kill you, you fall unconscious (see the appendix). This unconsciousness ends if you regain any hit points.

## DEATH SAVING THROWS

Whenever you start your turn with 0 hit points, you must make a special saving throw, called a death saving throw, to determine whether you creep closer to death or hang onto life. Unlike other saving throws, this one isn't tied to any ability score. You are in the hands of fate now, aided only by spells and features that improve your chances of succeeding on a saving throw.

Roll a d20. If the roll is 10 or higher, you succeed. Otherwise, you fail. A success or failure has no effect by itself. On your third success, you become stable (see below). On your third failure, you die. The successes and failures don't need to be consecutive; keep track of both until you collect three of a kind. The number of both is reset to zero when you regain any hit points or become stable.

**Rolling 1 or 20.** When you make a death saving throw and roll a 1 on the d20, it counts as two failures. If you roll a 20 on the d20, you regain 1 hit point.

**Damage at 0 Hit Points.** If you take any damage while you have 0 hit points, you suffer a death saving throw failure. If the damage is from a critical hit, you suffer two failures instead. If the damage equals or exceeds your hit point maximum, you suffer instant death.

## STABILIZING A CREATURE


The best way to save a creature with 0 hit points is to heal it. If healing is unavailable, the creature can at least be stabilized so that it isn't killed by a failed death saving throw.

You can use your action to administer first aid to an unconscious creature and attempt to stabilize it, which requires a successful DC 10 Wisdom (Medicine) check.

A **stable** creature doesn't make death saving throws, even though it has 0 hit points, but it does remain unconscious. The creature stops being stable, and must start making death saving throws again, if it takes any damage. A stable creature that isn't healed regains 1 hit point after 1d4 hours.

## KNOCKING A CREATURE OUT

Sometimes an attacker wants to incapacitate a foe, rather than deal a killing blow. When an attacker reduces a creature to 0 hit points with a melee attack, the attacker can knock the creature out. The attacker can make this choice the instant the damage is dealt. The creature falls unconscious and is stable.





## CHAPTER 3: ADVENTURING

**W**HETHER DELVING INTO A DUNGEON, TREKKING THROUGH wilderness, or navigating a teeming city, adventurers need rest, and they seek advancement and gear. This chapter gives rules for travel and resting, describes rewards, and details equipment that might help the characters survive.





## TRAVEL

Over the course of an adventure, the characters might travel across wide areas, on trips that could take days. The DM can usually summarize this travel without calculating exact distances or travel times: “You travel through the forest and find the old ruin late in the evening of the third day.” Characters can walk about 24 miles in a day.

## MARCHING ORDER

The adventurers should establish a marching order. A character might occupy the front rank, a middle rank, or the back rank. The characters in the front and back rank are keeping watch for danger, while those in the middle might be making a map, navigating, or gathering food for the characters to eat when they make camp. If the group encounters monsters or other threats, it’s important for the DM to know where each character is located.

## SPECIAL FORMS OF MOVEMENT

A journey overland or through a dungeon often requires an adventurer to jump, climb, or swim.

### LONG JUMPS

When you make a long jump, you cover a number of feet up to your Strength score if you move at least 10 feet on foot immediately before the jump. When you make a standing long jump, you can leap only half that distance. Either way, each foot you clear on the jump costs a foot of movement. In some circumstances, your DM might allow you to make a Strength (Athletics) check to jump farther than you normally can.

This rule assumes that the height of your jump doesn’t matter, such as a jump across a stream or chasm. At your DM’s option, you must succeed on a DC 10 Strength (Athletics) check to clear a low obstacle (no taller than a quarter of the jump’s distance). Otherwise, you hit it.

When you land in difficult terrain, you must succeed on a DC 10 Dexterity (Acrobatics) check to land on your feet. Otherwise, you land prone.

### HIGH JUMPS

When you make a high jump, you leap into the air a number of feet equal to 3 + your Strength modifier if you move at least 10 feet on foot immediately before the jump. When you make a standing high jump, you can jump only half that distance. Either way, each foot you clear on the jump costs a foot of movement. In some circumstances, your DM might allow you to make a Strength (Athletics) check to jump higher than you normally can.

### CLIMBING AND SWIMMING

While climbing or swimming, each foot of movement costs 1 extra foot (2 extra feet in difficult terrain), unless a creature has a climbing or swimming speed. At the DM’s option, climbing a slippery surface or one with few handholds requires a successful Strength (Athletics) check. Similarly, gaining any distance in rough water might require a successful Strength (Athletics) check.

## RESTING

Heroic as they might be, adventurers can’t spend every hour of the day in the thick of exploration, social

interaction, and combat. They need rest—time to sleep and eat, tend their wounds, refresh their minds and spirits for spellcasting, and brace themselves for further adventure.

Adventurers can take short rests in the midst of an adventuring day and a long rest to end the day.

## SHORT REST

A short rest is a period of downtime, at least 1 hour long, during which a character does nothing more strenuous than eating, drinking, reading, and tending to wounds.

A character can spend one or more Hit Dice during a short rest, up to the character’s maximum number of Hit Dice, which is equal to the character’s level (the character sheets show each adventurer’s Hit Dice). For each Hit Die spent in this way, the player rolls the die and adds the character’s Constitution modifier to it. The character regains hit points equal to the total. The player can decide to spend an additional Hit Die after each roll. A character regains some spent Hit Dice upon finishing a long rest, as explained below.

## LONG REST

A long rest is a period of extended downtime, at least 8 hours long, during which a character sleeps or performs light activity: reading, talking, eating, or standing watch for no more than 2 hours. If the rest is interrupted by a period of strenuous activity—at least 1 hour of walking, fighting, casting spells, or similar adventuring activity—the character must begin the rest again to benefit from it.

At the end of a long rest, a character regains all lost hit points. The character also regains spent Hit Dice, up to a number of dice equal to half of the character’s total number of them. For example, if a character has eight Hit Dice, he or she can regain four spent Hit Dice upon finishing a long rest.

A character can’t benefit from more than one long rest in a 24-hour period, and a character must have at least 1 hit point at the start of the rest to gain its benefits.

## REWARDS

As characters adventure and overcome challenges, they’re rewarded for their efforts by the treasure they find and the experience they earn.

A monster’s lair might contain a chest of coins, and a goblin raider might carry some of its ill-gotten gains. As characters acquire treasure, they can divide it as they see fit (dividing it equally among all the characters in the party is standard practice), and they can spend it on improved equipment or other supplies.

Experience points (XP) are an abstract measurement of a character’s learning and growth in the game. As characters progress through an adventure, they receive XP when they defeat monsters, complete milestones, and overcome other challenges. An XP award for the party is divided equally among the characters.

Experience Points	Level	Proficiency Bonus
0	1	+2
300	2	+2
900	3	+2
2,700	4	+2
6,500	5	+3



Once a character reaches a specified experience point total, he or she advances in capability. This advancement is called gaining a level; a character goes from 1st level to 2nd level, and so on up to 20th level (this set goes to 5th level). Upon gaining a level, a character gains additional hit points and class features, as shown on the character sheets included in this set.

### COINAGE

Common coins come in several different denominations based on the relative worth of the metal from which they are made. The three most common coins are the gold piece (gp), the silver piece (sp), and the copper piece (cp).

One gold piece is worth ten silver pieces, the most prevalent coin among commoners. One silver piece is worth ten copper pieces, which are common among laborers and beggars.

Unusual coins made of other precious metals sometimes appear in treasure hoards. The electrum piece (ep) and the platinum piece (pp) originate from fallen empires and lost kingdoms. An electrum piece is worth five silver pieces, and a platinum piece is worth ten gold pieces.

A standard coin weighs about a third of an ounce, so fifty coins weigh a pound.

## EQUIPMENT

Proper equipment can mean the difference between life and death in a dangerous environment such as an ancient dungeon or untamed wilderness. Armor and weapons are essential in combat, and a variety of other tools and supplies are useful for exploring dungeons, ruins, and the wilds. This section describes the equipment that the characters have when they start the adventure and additional items they can buy with the treasure they acquire along the way.

### CARRYING CAPACITY

A character's Strength score determines the maximum weight the character can carry and still move, provided that the weight is distributed across the body. Multiply a character's Strength by 15 to determine the weight (in pounds) that the character can carry. A character carrying more than this weight has a speed of 0.

### ARMOR AND SHIELDS

Adventurers have access to a wide range of armor types. Armor falls into three categories in the game: light armor, medium armor, and heavy armor. Many warriors supplement their armor with a shield.

The adventurers presented on the character sheets are already equipped with armor, and each character's Armor Class is calculated using the information in this chapter. You can use this information to upgrade your character's armor as you acquire treasure.

### ARMOR PROFICIENCY

Anyone can put on a suit of armor or strap a shield to an arm. Only those proficient with the armor know how to wear it effectively, however. Your class determines what types of armor you have proficiency with: the fighter and cleric can wear any armor and use shields, the rogue is limited to light armor, and the wizard isn't proficient with any armor or shields at all. If you wear armor that you

lack proficiency with, you have disadvantage on any ability check, saving throw, or attack roll that involves Strength or Dexterity, and you can't cast spells.

### ARMOR

Armor	Cost	Armor Class (AC)	Weight
<i>Light Armor</i>			
Leather	10 gp	11*	10 lb.
Studded leather	45 gp	12*	13 lb.
<i>Medium Armor</i>			
Hide	10 gp	12**	12 lb.
Chain shirt	50 gp	13**	20 lb.
Scale mail	50 gp	14**	45 lb.
Breastplate	400 gp	14**	20 lb.
<i>Heavy Armor</i>			
Ring mail	30 gp	14	40 lb.
Chain mail	75 gp	16	55 lb.
Splint	200 gp	17	60 lb.
<i>Shield</i>			
Shield	10 gp	+2	6 lb.

\* You add your Dexterity modifier to your Armor Class when you wear this armor.

\*\* You add your Dexterity modifier, to a maximum of +2, to your Armor Class when you wear this armor.

### LIGHT ARMOR

Light armor is favored by rogues because it lets them make the best use of their Dexterity and doesn't interfere with stealthy movement. When you wear light armor, you add your Dexterity modifier to the number shown on the table to determine your Armor Class.

**Leather** armor consists of chest and shoulder protectors made of stiffened leather, with lighter and more flexible protection for the rest of the body. **Studded leather** is reinforced with close-set rivets or spikes.

### MEDIUM ARMOR

Medium armor offers more protection than light armor, but it also impairs movement more. When you wear medium armor, you add your Dexterity modifier, to a maximum of +2, to the number shown on the table to determine your Armor Class. If your Dexterity is 16 or higher, you still add only 2.

**Hide** is a crude armor made from thick furs and pelts. A **chain shirt** is made from interlocking metal rings and commonly worn under clothing. **Scale mail** consists of a leather coat and leggings covered with overlapping scales of metal. You have disadvantage on Dexterity (Stealth) checks while wearing scale mail. A **breastplate** is a fitted metal chest piece worn with supple leather.

### HEAVY ARMOR

Heavy armor offers the best protection, and it requires extensive training to master. The fighter and the cleric are proficient with it. When you wear heavy armor, you don't apply your Dexterity modifier to your Armor Class. You also have disadvantage on Dexterity (Stealth) checks.

**Ring mail** is leather with heavy rings sewn into it. **Chain mail** is made of interlocking metal rings worn over a layer of quilted fabric. If your Strength is lower than 13, your speed is reduced by 10 feet while you wear chain mail.



**Splint** armor is made of narrow vertical strips of metal riveted to a backing of leather that is worn over cloth padding. If your Strength is lower than 15, your speed is reduced by 10 feet while you wear splint armor.

## SHIELDS

A shield, made from wood or metal, is carried in one hand. Wielding a shield increases your Armor Class by 2. You can benefit from only one shield at a time.

## WEAPONS

The Weapons table shows the most common weapons used in the worlds of D&D, their price and weight, the damage they deal when they hit, and any special properties they possess. Every weapon is classified as either **melee** or **ranged**. A **melee weapon** is used to attack a target within 5 feet of you, whereas a **ranged weapon** is used to attack a target at a distance.

### WEAPON PROFICIENCY

Your class grants you proficiency with certain weapons or categories of weapons. The two main categories are **simple** and **martial**. Certain races, such as the dwarf race, also grant weapon proficiencies. Proficiency with a weapon allows you to add your proficiency bonus to the attack roll for any attack you make with that weapon.

### WEAPON PROPERTIES

Many weapons have special properties related to their use, as shown in the Weapons table.

**Ammunition.** You can use a weapon that has the ammunition property to make a ranged attack only if you have ammunition to fire from the weapon. Each time you attack with the weapon, you expend one piece of ammunition. At the end of the battle, you can recover half your expended ammunition by taking a minute to search the battlefield.

If you employ such a weapon to make a melee attack, you use the weapon as an improvised weapon (see “Improvised Weapons” later in the chapter).

**Finesse.** When making an attack with a finesse weapon, you use your choice of your Strength or Dexterity modifier for the attack and damage rolls. You must use the same modifier for both.

**Heavy.** Small creatures, such as halflings, have disadvantage on attack rolls with heavy weapons.

**Light.** A light weapon is small and easy to handle, making it ideal for use when fighting with two weapons. See the rules for two-weapon fighting in chapter 2.

**Loading.** Because of the time required to load this weapon, you can fire only one piece of ammunition from it when you use your action or reaction to fire it, regardless of the number of attacks you can normally make.

**Range.** A weapon that can be used to make a ranged attack has a range shown in parentheses after the ammunition or thrown property. The range lists two

## WEAPONS

Name	Cost	Damage	Weight	Properties
<i>Simple Melee Weapons</i>				
Club	1 sp	1d4 bludgeoning	2 lb.	Light
Dagger	2 gp	1d4 piercing	1 lb.	Finesse, light, thrown (range 20/60)
Greatclub	2 sp	1d8 bludgeoning	10 lb.	Two-handed
Handaxe	5 gp	1d6 slashing	2 lb.	Light, thrown (range 20/60)
Javelin	5 sp	1d6 piercing	2 lb.	Thrown (range 30/120)
Light hammer	2 gp	1d4 bludgeoning	2 lb.	Light, thrown (range 20/60)
Mace	5 gp	1d6 bludgeoning	4 lb.	—
Quarterstaff	2 sp	1d6 bludgeoning	4 lb.	Versatile (1d8)
Spear	1 gp	1d6 piercing	3 lb.	Thrown (range 20/60), versatile (1d8)
Unarmed strike	—	1 bludgeoning	—	—
<i>Simple Ranged Weapons</i>				
Crossbow, light	25 gp	1d8 piercing	5 lb.	Ammunition (range 80/320), loading, two-handed
Shortbow	25 gp	1d6 piercing	2 lb.	Ammunition (range 80/320), two-handed
<i>Martial Melee Weapons</i>				
Battleaxe	10 gp	1d8 slashing	4 lb.	Versatile (1d10)
Greataxe	30 gp	1d12 slashing	7 lb.	Heavy, two-handed
Greatsword	50 gp	2d6 slashing	6 lb.	Heavy, two-handed
Longsword	15 gp	1d8 slashing	3 lb.	Versatile (1d10)
Maul	10 gp	2d6 bludgeoning	10 lb.	Heavy, two-handed
Morningstar	15 gp	1d8 piercing	4 lb.	—
Rapier	25 gp	1d8 piercing	2 lb.	Finesse
Scimitar	25 gp	1d6 slashing	3 lb.	Finesse, light
Shortsword	10 gp	1d6 piercing	2 lb.	Finesse, light
Trident	5 gp	1d6 piercing	4 lb.	Thrown (range 20/60), versatile (1d8)
Warhammer	15 gp	1d8 bludgeoning	2 lb.	Versatile (1d10)
<i>Martial Ranged Weapons</i>				
Crossbow, hand	75 gp	1d6 piercing	3 lb.	Ammunition (range 30/120), light, loading
Crossbow, heavy	50 gp	1d10 piercing	18 lb.	Ammunition (range 100/400), heavy, loading, two-handed
Longbow	50 gp	1d8 piercing	2 lb.	Ammunition (range 150/600), heavy, two-handed



numbers. The first is the weapon's normal range in feet, and the second is the weapon's long range. When attacking a target beyond normal range, you have disadvantage on the attack roll. You can't attack a target beyond the weapon's long range.

**Thrown.** If a weapon has the thrown property, you can throw the weapon to make a ranged attack. If the weapon is a melee weapon, you use the same ability modifier for that attack roll and damage roll that you would use for a melee attack with the weapon. For example, if you throw a handaxe, you use your Strength, but if you throw a dagger, you can use either your Strength or your Dexterity, since the dagger has the finesse property.

**Two-Handed.** This weapon requires two hands to use.

**Versatile.** This weapon can be used with one or two hands. A damage value in parentheses appears with the property—the damage when the weapon is used with two hands to make a melee attack.

### IMPROVISED WEAPONS

Sometimes characters don't have their weapons and have to attack with whatever is close at hand: a broken bottle, a table leg, a frying pan, or a wagon wheel. Most combatants are not proficient with such objects as weapons. In many cases, an improvised weapon is similar to an actual weapon and can be treated as such. For example, a table leg is akin to a club. At the DM's option, a character proficient with a weapon can use a similar object as if it were that weapon and use his or her proficiency bonus.

### ADVENTURING GEAR

Item	Cost	Weight
<i>Ammunition</i>		
Arrows (20)	1 gp	1 lb.
Crossbow bolts (20)	1 gp	1½ lb.
Backpack	2 gp	5 lb.
Bedroll	1 gp	7 lb.
Bell	1 gp	—
Blanket	5 sp	3 lb.
Book	25 gp	5 lb.
Candle	1 cp	—
Carpenter's tools	8 gp	6 lb.
Case (for map or scroll)	1 gp	1 lb.
Chalk (1 piece)	1 cp	—
Chest	5 gp	25 lb.
Clothes, common	5 sp	3 lb.
Clothes, fine	15 gp	6 lb.
Component pouch	25 gp	2 lb.
Crowbar	2 gp	5 lb.
Grappling hook	2 gp	4 lb.
Hammer	1 gp	3 lb.
Hammer, sledge	2 gp	10 lb.
Healer's kit	5 gp	3 lb.
Holy symbol	5 gp	1 lb.
Hourglass	25 gp	1 lb.
Ink (1 ounce bottle)	10 gp	—
Ink pen	2 cp	—
Lantern, bullseye	10 gp	2 lb.
Lantern, hooded	5 gp	2 lb.
Lock	10 gp	1 lb.
Mason's tools	10 gp	8 lb.

An object that bears no resemblance to a weapon deals 1d4 damage (the DM assigns a damage type appropriate to the object). This is also the amount of damage dealt by a ranged weapon used as a melee weapon and by a melee weapon that lacks a range but is thrown. An improvised thrown weapon has a normal range of 20 feet and a long range of 60 feet.

### MISCELLANEOUS GEAR AND SERVICES

This section describes items that have special rules.

**Candle.** For 1 hour, a candle sheds bright light in a 5-foot radius and dim light for an additional 5 feet.

**Component Pouch.** A component pouch is a small, watertight leather belt pouch that holds all the material components and other special items you need to cast your spells, except for those components that have a specific cost. See chapter 4 for more about spellcasting.

**Crowbar.** Using a crowbar grants advantage to Strength checks where the crowbar's leverage can be applied.

**Healer's Kit.** This kit is a leather pouch containing bandages, salves, and splints. The kit has ten uses. As an action, you can expend one use of the kit to stabilize a creature that has 0 hit points, without needing to make a Wisdom (Medicine) check.

**Holy Symbol.** A holy symbol is a representation of a god or pantheon. It might be a silver amulet depicting a symbol commonly used to represent a deity, the same symbol carefully engraved or inlaid as an emblem on a shield, or a tiny box holding a fragment of a sacred relic. The cleric

Item	Cost	Weight
Mess kit	2 sp	1 lb.
Mirror, steel	5 gp	1/2 lb.
Oil (flask)	1 sp	1 lb.
Paper (one sheet)	2 sp	—
Parchment (one sheet)	1 sp	—
Perfume (vial)	5 gp	—
Pick, miner's	2 gp	10 lb.
Piton	5 cp	1/4 lb.
Pot, iron	2 gp	10 lb.
Potion of healing	50 gp	1/2 lb.
Playing cards	5 sp	—
Pouch	5 sp	1 lb.
Rations (1 day)	5 sp	2 lb.
Robes	1 gp	4 lb.
Rope, hempen (50 feet)	1 gp	10 lb.
Rope, silk (50 feet)	10 gp	5 lb.
Sack	1 cp	1/2 lb.
Sealing wax	5 sp	—
Shovel	2 gp	5 lb.
Signal whistle	5 cp	—
Signet ring	5 gp	—
Spellbook	50 gp	3 lb.
Spike, iron (10)	1 gp	5 lb.
Tent, two-person	2 gp	20 lb.
Thieves' tools	25 gp	1 lb.
Tinderbox	5 sp	1 lb.
Torch	1 cp	1 lb.
Waterskin	2 sp	5 lb. (full)
Whetstone	1 cp	1 lb.



can use a holy symbol to replace the material components of spells, except for those components that have a specific cost. To use the symbol in this way, the caster must hold it in hand, wear it visibly, or bear it emblazoned on a shield. See chapter 4 for more about spellcasting.

**Lantern, Bullseye.** A bullseye lantern casts bright light in a 60-foot cone and dim light for an additional 60 feet. Once lit, it burns for 6 hours on a flask (1 pint) of oil.

**Lantern, Hooded.** A hooded lantern casts bright light in a 30-foot radius and dim light for an additional 30 feet. Once lit, it burns for 6 hours on a flask (1 pint) of oil. As an action, you can lower the hood, reducing the light to dim light in a 5-foot radius.

**Lock.** A creature proficient with thieves' tools can pick this lock with a successful DC 15 Dexterity check. Better locks are available for higher prices.

**Oil.** As an action, you can splash the oil in this flask onto a creature within 5 feet of you or throw it up to 20 feet, shattering it on impact. Make a ranged attack against a target creature or object. On a hit, the target is covered in oil. If the target takes any fire damage before the oil dries (after 1 minute), the target takes an additional 5 fire damage from the burning oil. You can also pour a flask of oil on the ground to cover a 5-foot-square area, provided that the surface is level. If lit, the oil burns for 2 rounds and deals 5 fire damage to any creature that enters the area or ends its turn in the area. A creature can take this damage only once per turn.

**Playing Cards.** If you are proficient with playing cards, you can add your proficiency bonus to ability checks you make to play a game with them.

**Potion of Healing.** A character who drinks the magic, red fluid in this vial regains 2d4 + 2 hit points. Drinking or administering a potion takes an action.

**Rations.** Compact, dry foods suitable for extended travel, rations include jerky, dried fruit, hardtack, and nuts.

**Rope.** Rope, whether made of hemp or silk, has 2 hit points and can be burst with a DC 17 Strength check.

**Spellbook.** Essential for wizards, a spellbook is a leather-bound tome with 100 blank vellum pages suitable for recording spells.

**Thieves' Tools.** This set of tools includes a small file, a set of lock picks, a small mirror mounted on a metal handle, a set of narrow-bladed scissors, and a pair of pliers. Proficiency with these tools lets you add your proficiency bonus to any ability checks you make to disarm traps or open locks.

**Tinderbox.** This small container holds flint, fire steel, and tinder (usually dry cloth soaked in light oil) used to kindle a fire. Using it to light a torch—or anything else with abundant, exposed fuel—takes an action. Lighting any other fire takes 1 minute.

**Torch.** A torch burns for 1 hour, providing bright light in a 20-foot radius and dim light for an additional 20 feet. If you make a melee attack with a burning torch and hit, it deals 1 fire damage.

## MOUNTS AND OTHER ANIMALS

Item	Cost	Speed	Carrying Capacity
Donkey or mule	8 gp	40 ft.	420 lb.
Horse, draft	50 gp	40 ft.	540 lb.
Horse, riding	75 gp	60 ft.	480 lb.

## TACK AND HARNESS

Item	Cost	Weight
Bit and bridle	2 gp	1 lb.
Feed (per day)	5 cp	10 lb.
<b>Saddle</b>		
Pack	5 gp	15 lb.
Riding	10 gp	25 lb.
Saddlebags	4 gp	8 lb.
Stabling (per day)	5 sp	—

## FOOD, DRINK, AND LODGING

Item	Cost
<b>Ale</b>	
Gallon	2 sp
Mug	4 cp
<b>Inn stay (per day)</b>	
Squalid	7 cp
Poor	1 sp
Modest	5 sp
Comfortable	8 sp
Wealthy	2 gp
Aristocratic	4 gp
<b>Meals (per day)</b>	
Squalid	3 cp
Poor	6 cp
Modest	3 sp
Comfortable	5 sp
Wealthy	8 sp
Aristocratic	2 gp
<b>Wine</b>	
Common (pitcher)	2 sp
Fine (bottle)	10 gp





## CHAPTER 4: SPELLCASTING

M

MAGIC PERMEATES THE WORLDS OF D&D AND MOST OFTEN appears in the form of a spell. This chapter provides the rules for casting spells. Clerics and wizards have distinctive ways of learning and preparing their spells, and monsters use spells in unique ways. Regardless of its source, a spell follows the rules here.





## WHAT IS A SPELL?

A spell is a discrete magical effect, a single shaping of the magical energies that suffuse the multiverse into a specific, limited expression. In casting a spell, a character carefully plucks at the invisible strands of raw magic suffusing the world, pins them in place in a particular pattern, sets them vibrating in a specific way, and then releases them to unleash the desired effect—in most cases, all in the span of seconds.

Spells can be versatile tools, weapons, or protective wards. They can deal damage or undo it, impose or remove conditions (see the appendix), drain life energy away, and restore life to the dead.

### SPELL LEVEL

Every spell in this set has a level from 0 to 3. A spell's level is a general indicator of how powerful it is, with the lowly (but still impressive) *magic missile* at 1st level and the devastating *fireball* at 3rd. (Spells of higher levels, up to 9th, exist in the world but aren't included in this set.) Cantrips—simple but powerful spells that characters can cast almost by rote—are level 0. The higher a spell's level, the higher level a spellcaster must be to use that spell.

Spell level and character level don't correspond directly. Typically, a character has to be at least 5th level, not 3rd level, to cast a 3rd-level spell.

### KNOWN AND PREPARED SPELLS

Before a spellcaster can use a spell, he or she must have the spell firmly fixed in mind. Clerics and wizards undergo a process of preparing spells. The number of spells a caster can have fixed in mind at any given time is shown on the character sheets.

A character can change this list of prepared spells upon finishing a long rest (see chapter 3). Preparing a new list of spells requires time spent in meditation or study: at least 1 minute per spell level for each spell on the list.

### SPELL SLOTS

Regardless of how many spells a caster knows or prepares, he or she can cast only a limited number of spells before resting. Manipulating the fabric of magic and channeling its energy into even a simple spell is physically and mentally taxing, and higher-level spells are even more so. Thus, the character sheet for a spellcaster includes how many spell slots of each level the character can use at each character level. For example, at 3rd level, the wizard has four 1st-level slots and two 2nd-level slots.

When a character casts a spell, he or she expends a slot of that spell's level or higher, effectively "filling" a slot with the spell. You can think of a spell slot as a groove of a certain size—small for a 1st-level slot, larger for a spell of higher level. A 1st-level spell fits into a slot of any size, but a 3rd-level spell fits only in a slot that is at least 3rd level. So when the wizard casts *magic missile*, a 1st-level spell, he or she spends a 1st-level slot and has three remaining.

Finishing a long rest restores any expended spell slots.

Some monsters have special abilities that let them cast spells without using spell slots.

### CASTING A SPELL AT A HIGHER LEVEL

When a spellcaster casts a spell using a slot that is a higher level than the spell, the spell assumes the higher level for that casting. For instance, if a wizard casts *magic missile* using a 2nd-level slot, that *magic missile* is 2nd level. The spell effectively expands to fill the slot.

Some spells, such as *magic missile* and *cure wounds*, have more powerful effects when cast at a higher level, as detailed in the spell's description.

### CANTRIPS

A cantrip is a spell that can be cast at will, without using a spell slot and without being prepared in advance. Repeated practice has fixed the spell in the caster's mind and infused the caster with the magic needed to produce the effect over and over. A cantrip's spell level is 0.

### RITUALS

Certain spells have a special tag: ritual. Such a spell can be cast following the normal rules for spellcasting, or the spell can be cast as a ritual. The ritual version of a spell takes 10 minutes longer to cast than normal, and it doesn't expend a spell slot.

A cleric or a wizard can cast a spell as a ritual if the spell has the ritual tag. The cleric must also have the spell prepared, while the wizard need only have the spell in his or her spellbook.

#### CASTING IN ARMOR

Because of the mental focus and precise gestures required for spellcasting, you must be proficient with the armor you are wearing to cast a spell. You are otherwise too distracted and physically hampered by your armor for spellcasting.

## CASTING A SPELL

When a character casts any spell, the rules here apply, regardless of the character's class or the spell's effects.

Each spell description in this chapter begins with a block of information, including the spell's name, level, school of magic, casting time, range, components, and duration. The rest of a spell entry describes the spell's effect.

### CASTING TIME

Most spells require a single action to cast, but some spells require a bonus action, a reaction, or much more time.

### BONUS ACTION

A spell cast with a bonus action is especially swift. You must use a bonus action on your turn to cast the spell, provided that you haven't already taken a bonus action this turn. You can't cast another spell during the same turn, except for a cantrip with a casting time of 1 action.

### REACTIONS

Some spells can be cast as reactions. These spells take a fraction of a second to bring about and are cast in response to some event. If a spell can be cast as a reaction, the spell description tells you exactly when you can do so.



## LONGER CASTING TIMES

Certain spells (including spells cast as rituals) require more time to cast: minutes or even hours. When you cast a spell with a casting time longer than a single action or reaction, you must spend your action each turn casting the spell, and you must maintain your concentration while you do so (see “Concentration” below). If your concentration is broken, the spell fails, but you don’t expend a spell slot. If you want to try casting the spell again, you must start over.

## RANGE

The target of a spell must be within the spell’s range. For a spell like *magic missile*, the target is a creature. For a spell like *fireball*, the target is the point in space where the ball of fire erupts.

Most spells have ranges expressed in feet. Some spells can target only a creature (including you) that you touch.

Other spells, such as the *shield* spell, affect only you. These spells have a range of self.

Spells that create cones or lines of effect that originate from you also have a range of self, indicating that the origin point of the spell’s effect must be you (see “Areas of Effect” later in this chapter).

Once a spell is cast, its effects aren’t limited by its range, unless the spell’s description says otherwise.

## COMPONENTS

A spell’s components are the physical requirements you must meet in order to cast it. Each spell’s description indicates whether it requires verbal (V), somatic (S), or material (M) components. If you can’t provide one or more of a spell’s components, you are unable to cast the spell.

### VERBAL (V)

Most spells require the chanting of mystic words. The words themselves aren’t the source of the spell’s power; rather, the particular combination of sounds, with specific pitch and resonance, sets the threads of magic in motion. Thus, a character who is gagged or in an area of silence, such as one created by the *silence* spell, can’t cast a spell with a verbal component.

### SOMATIC (S)

Spellcasting gestures might include a forceful gesticulation or an intricate set of gestures. If a spell requires a somatic component, the caster must have free use of at least one hand to perform these gestures.

### MATERIAL (M)

Casting some spells requires particular objects, specified in parentheses in the component entry. A component pouch includes all the needed material components to cast spells, except those that have a gold piece cost shown in the spell. A cleric’s holy symbol replaces material components, again excepting those with a gold piece cost. If a cost is indicated, a character must purchase that specific component before casting the spell in question.

If a spell specifies that the material component is consumed by the spell, the caster must provide this component for each casting of the spell.

A spellcaster must have a hand free to access these components, but it can be the same hand that he or she uses to perform somatic components.

## DURATION

A spell’s duration is the length of time the spell persists. A duration can be expressed in rounds, minutes, hours, or even years. A spell might specify that its effects last until the spell is dispelled or the effects are destroyed.

### INSTANTANEOUS

Many spells are instantaneous. The spell harms, heals, creates, or alters a creature or an object in a way that can’t be dispelled, because its magic exists only for an instant.

### CONCENTRATION

Some spells require you to maintain concentration in order to keep their magic active. If you lose concentration, such a spell ends.

If a spell must be maintained with concentration, that fact appears in its Duration entry, and the spell specifies how long you can concentrate on it. You can end concentration at any time (no action required).

Normal activity, such as moving and attacking, doesn’t interfere with concentration. The following factors can break concentration:

- **Casting another spell that requires concentration.** You lose concentration on a spell if you cast another spell that requires concentration. You can’t concentrate on two spells at once.
- **Taking damage.** Whenever you take damage while you are concentrating on a spell, you must make a Constitution saving throw to maintain your concentration. The DC equals 10 or half the damage you take, whichever number is higher. If you take damage from multiple sources, such as an arrow and a dragon’s breath, you make a separate saving throw for each source of damage.
- **Being incapacitated or killed.** You lose concentration on a spell if you are incapacitated (as explained in the appendix) or if you die.

## TARGETS

A typical spell requires you to pick one or more targets to be affected by the spell’s magic. A spell’s description tells you whether the spell targets creatures, objects, or a point of origin for an area of effect (described below).

### A CLEAR PATH TO THE TARGET

To target something, you must have a clear path to it, so it can’t be behind total cover.

If you place an area of effect at a point that you can’t see and an obstruction, such as a wall, is between you and that point, the point of origin comes into being on the near side of that obstruction.

### TARGETING YOURSELF

If a spell targets a creature of your choice, you can choose yourself, unless the creature must be hostile or specifically a creature other than you. If you are in the area of effect of a spell you cast, you can target yourself.

## AREAS OF EFFECT

Spells such as *burning hands* and *fireball* cover an area, allowing them to affect multiple creatures at once.



A spell's description specifies its area of effect, which typically has one of four different shapes: cone, cube, line, or sphere. Every area of effect has a point of origin, a location from which the spell's energy erupts. The rules for each shape specify how you position its point of origin. Typically, a point of origin is a point in space, but some spells have an area whose origin is a creature or an object.

A spell's effect expands in straight lines from the point of origin. If no unblocked straight line extends from the point of origin to a location within the area of effect, that location isn't included in the spell's area. To block one of these imaginary lines, an obstruction must provide total cover, as explained in chapter 2.

The point of origin of an area of effect isn't included in the area, unless the area is a sphere.

### CONE

A cone extends in a direction you choose from its point of origin. A cone's width at a given point along its length is equal to that point's distance from the point of origin. A cone's area of effect specifies its maximum length.

### CUBE

You select a cube's point of origin, which lies anywhere on a face of the cubic effect. The cube's size is expressed as the length of each side.

### LINE

A line extends from its point of origin in a straight path up to its length and covers an area defined by its width.

### SPHERE

You select a sphere's point of origin, and the sphere extends outward from that point. The sphere's size is expressed as a radius in feet that extends from the point.

## SAVING THROWS

Many spells specify that a target can make a saving throw to avoid some or all of a spell's effects. The spell specifies the ability that the target uses for the save and what happens on a success or failure.

The DC to resist one of your spells equals  $8 +$  your spellcasting ability modifier  $+$  your proficiency bonus. This number is on the character sheets for the cleric and the wizard, and in the statistics for a monster that casts spells.

## ATTACK ROLLS

Some spells require the caster to make an attack roll to determine whether the spell effect hits the intended target. Your attack bonus with a spell attack equals your spellcasting ability modifier  $+$  your proficiency bonus.

Most spells that require attack rolls involve ranged attacks. Remember that you have disadvantage on a ranged attack roll if you are within 5 feet of a hostile creature that can see you and that isn't incapacitated (see chapter 2).

## COMBINING MAGICAL EFFECTS

The effects of different spells add together while the durations of those spells overlap. The effects of the same spell cast multiple times don't combine, however. Instead, the most potent effect—such as the highest bonus—from those castings applies while their durations overlap.

For example, if two clerics cast *bless* on the same target, that character gains the spell's benefit only once; he or she doesn't get to roll two bonus dice.

# SPELL LISTS

## CLERIC SPELLS

### CANTRIPS (0 LEVEL)

Guidance  
Light  
Resistance  
Sacred Flame  
Thaumaturgy

### 1ST LEVEL

Bless  
Command  
Cure Wounds  
Detect Magic  
Guiding Bolt  
Healing Word  
Inflict Wounds  
Sanctuary  
Shield of Faith

### 2ND LEVEL

Aid  
Augury  
Hold Person  
Lesser Restoration  
Prayer of Healing  
Silence  
Spiritual Weapon  
Warding Bond

### 3RD LEVEL

Beacon of Hope  
Dispel Magic  
Mass Healing Word  
Protection from Energy  
Revivify  
Spirit Guardians

## WIZARD SPELLS

### CANTRIPS (0 LEVEL)

Dancing Lights  
Light  
Mage Hand  
Prestidigitation  
Ray of Frost  
Shocking Grasp

### 1ST LEVEL

Burning Hands  
Charm Person  
Comprehend Languages  
Detect Magic  
Identify  
Mage Armor  
Magic Missile  
Shield  
Sleep  
Thunderwave

### 2ND LEVEL

Blur  
Darkness  
Flaming Sphere  
Hold Person  
Invisibility  
Misty Step  
Spider Climb  
Suggestion  
Web

### 3RD LEVEL

Dispel Magic  
Fireball  
Fly  
Lightning Bolt  
Protection from Energy

## SCHOOLS OF MAGIC

Scholars who study the workings of magic group spells into eight categories called schools of magic. The schools help describe spells; the schools have no game rules of their own.

**Abjuration** spells are protective, often creating barriers or warding off trespassers. **Conjuration** spells transport objects or creatures from one location to another. **Divination** spells reveal glimpses of the future, the locations of hidden things, or visions of distant people or places. **Enchantment** spells affect the minds of others, influencing or controlling their behavior. **Evocation** spells tap mystical sources of energy to create a variety of effects, including blasts of fire and channeling positive energy to heal wounds. **Illusion** spells deceive the senses or minds of others. **Necromancy** spells manipulate the energies of life and death. **Transmutation** spells change the properties or physical form of a creature or object.



## SPELLS

Presented in alphabetical order, these spells are used by characters and monsters in this set.

Some of the spells cause **conditions**, including charmed, deafened, frightened, invisible, paralyzed, prone, restrained, and unconscious. Consult the appendix to learn a condition's effects in the game.

### AID

*2nd-level abjuration*

**Casting Time:** 1 action

**Range:** 30 feet

**Components:** V, S, M (a tiny strip of white cloth)

**Duration:** 8 hours

Your spell bolsters your allies with toughness and resolve. Choose up to three creatures within range. Each target's hit point maximum and current hit points increase by 5 for the duration.

**At Higher Levels.** When you cast this spell using a spell slot of 3rd level or higher, a target's hit points increase by an additional 5 for each slot level above 2nd.

### AUGURY

*2nd-level divination (ritual)*

**Casting Time:** 1 minute

**Range:** Self

**Components:** V, S, M (specially marked sticks, bones, or similar tokens worth at least 25 gp)

**Duration:** Instantaneous

By casting gem-inlaid sticks, rolling dragon bones, laying out ornate cards, or employing some other divining tool, you receive an omen from an otherworldly entity about the results of a specific course of action that you plan to take within the next 30 minutes. The DM chooses from the following possible omens:

- *Weal*, for good results
- *Woe*, for bad results
- *Weal and woe*, for both good and bad results
- *Nothing*, for results that are not especially good or bad

The spell doesn't take into account any possible circumstances that might change the outcome, such as the casting of additional spells or the loss or gain of a companion.

If you cast the spell two or more times before completing your next long rest, there is a cumulative 25 percent chance for each casting after the first that you get a false reading. The DM makes this roll in secret.

### BEACON OF HOPE

*3rd-level abjuration*

**Casting Time:** 1 action

**Range:** 30 feet

**Components:** V, S

**Duration:** Concentration, up to 1 minute

This spell bestows hope and vitality. Choose any number of creatures within range. For the duration, each target has advantage on Wisdom saving throws and death saving throws, and regains the maximum number of hit points possible from any healing.

### BLESS

*1st-level enchantment*

**Casting Time:** 1 action

**Range:** 30 feet

**Components:** V, S, M (a sprinkling of holy water)

**Duration:** Concentration, up to 1 minute

You bless up to three creatures of your choice within range. Whenever a target makes an attack roll or a saving throw before the spell ends, the target can roll a d4 and add the number rolled to the attack roll or saving throw.

**At Higher Levels.** When you cast this spell using a spell slot of 2nd level or higher, you can target one additional creature for each slot level above 1st.

### BLUR

*2nd-level illusion*

**Casting Time:** 1 action

**Range:** Self

**Components:** V

**Duration:** Concentration, up to 1 minute

Your body becomes blurred, shifting and wavering to all who can see you. For the duration, any creature has disadvantage on attack rolls against you. An attacker is immune to this effect if it doesn't rely on sight, as with blindsight, or can see through illusions, as with truesight.

### BURNING HANDS

*1st-level evocation*

**Casting Time:** 1 action

**Range:** Self (15-foot cone)

**Components:** V, S

**Duration:** Instantaneous

As you hold your hands with thumbs touching and fingers spread, a thin sheet of flames shoots forth from your outstretched fingertips. Each creature in a 15-foot cone must make a Dexterity saving throw. A creature takes 3d6 fire damage on a failed save, or half as much damage on a successful one.

The fire ignites any flammable objects in the area that are not being worn or carried.

**At Higher Levels.** When you cast this spell using a spell slot of 2nd level or higher, the damage increases by 1d6 for each slot level above 1st.

### CHARM PERSON

*1st-level enchantment*

**Casting Time:** 1 action

**Range:** 30 feet

**Components:** V, S

**Duration:** 1 hour

You attempt to charm a humanoid you choose within range. It must make a Wisdom saving throw, and does so with advantage if you or your companions are fighting it. If it fails the saving throw, it is charmed by you until the spell ends or until you or your companions do anything harmful to it. The charmed creature regards you as a friendly acquaintance.

**At Higher Levels.** When you cast this spell using a spell slot of 2nd level or higher, you can target one additional creature for each slot level above 1st. The creatures must be within 30 feet of each other when you target them.



## COMMAND

*1st-level enchantment*

**Casting Time:** 1 action

**Range:** 60 feet

**Components:** V

**Duration:** 1 round

You speak a one-word command to a creature you can see within range. The target must succeed on a Wisdom saving throw or follow the command on its next turn. The spell has no effect if the target is undead, if it doesn't understand your language, or if your command is directly harmful to it.

Some typical commands and their effects follow. You might issue a command other than one described here. If you do so, the DM determines how the target behaves. If the target is prevented from following your command, the spell ends.

**Approach.** The target moves toward you by the shortest and most direct route, ending its turn if it moves within 5 feet of you.

**Drop.** The target drops whatever it is holding and then ends its turn.

**Flee.** The target spends its turn moving away from you by the fastest available means.

**Grovel.** The target falls prone and then ends its turn.

**Halt.** The target stays where it is and takes no actions.

**At Higher Levels.** When you cast this spell using a spell slot of 2nd level or higher, you can affect one additional creature for each slot level above 1st. The creatures must be within 30 feet of each other when you target them.

## COMPREHEND LANGUAGES

*1st-level divination (ritual)*

**Casting Time:** 1 action

**Range:** Self

**Components:** V, S, M (a pinch of soot and salt)

**Duration:** 1 hour

For the duration, you understand the literal meaning of spoken language that you hear. You also understand written language that you see, but you must be touching the surface on which the words are written. It takes about 1 minute to read one page of text.

This spell does not decode secret messages in a text or any glyph, such as an arcane sigil, that isn't part of a written language.

## CURE WOUNDS

*1st-level evocation*

**Casting Time:** 1 action

**Range:** Touch

**Components:** V, S

**Duration:** Instantaneous

A creature you touch regains a number of hit points equal to  $1d8$  + your spellcasting ability modifier. This spell has no effect on undead or constructs.

**At Higher Levels.** When you cast this spell using a spell slot of 2nd level or higher, the healing increases by  $1d8$  for each slot level above 1st.

## DANCING LIGHTS

*Evocation cantrip*

**Casting Time:** 1 action

**Range:** 120 feet

**Components:** V, S, M (a bit of phosphorus or wychwood, or a glowworm)

**Duration:** Concentration, up to 1 minute

You create up to four torch-sized lights within range, making them appear as torches, lanterns, or glowing orbs that hover in the air for the duration. You can also combine the four lights into one glowing vaguely humanoid form of Medium size. Whichever form you choose, each light sheds dim light in a 10-foot radius.

As a bonus action on your turn, you can move the lights up to 60 feet to a new spot within range. A light must be within 20 feet of another light created by this spell, and a light winks out if it exceeds the spell's range.

## DARKNESS

*2nd-level evocation*

**Casting Time:** 1 action

**Range:** 60 feet

**Components:** V, M (bat fur and a drop of pitch or piece of coal)

**Duration:** Concentration, up to 10 minutes

Magical darkness spreads from a point you choose within range to fill a 15-foot-radius sphere for the duration. The darkness spreads around corners. A creature with darkvision can't see through this darkness, and no nonmagical light can illuminate it.

If the point you choose is on an object you are holding or one that is not being worn or carried, the darkness emanates from the object and moves with it. Covering the source of the darkness with an opaque object, such as a bowl or a helm, blocks the darkness.

If any of this spell's area overlaps with an area of light created by a spell of 2nd level or lower, the entire area of light is dispelled.





## DETECT MAGIC

*1st-level divination (ritual)*

**Casting Time:** 1 action

**Range:** Self

**Components:** V, S

**Duration:** Concentration, up to 10 minutes

For the duration, you sense the presence of magic within 30 feet of you. If you sense magic in this way, you can use your action to see a faint aura around any visible creature or object in the area that bears magic, and you learn its school of magic, if any.

The spell can penetrate most barriers, but it is blocked by 1 foot of stone, 1 inch of common metal, a thin sheet of lead, or 3 feet of wood or dirt.

## DISPEL MAGIC

*3rd-level abjuration*

**Casting Time:** 1 action

**Range:** 120 feet

**Components:** V, S

**Duration:** Instantaneous

Choose one creature, object, or magical effect within range. Any spell of 2nd level or lower on the target ends. For each spell of 3rd level or higher on the target, make an ability check using your spellcasting ability. The DC equals 10 + the spell's level. On a successful check, the spell ends.

**At Higher Levels.** When you cast this spell using a spell slot of 4th level or higher, you automatically end the effects of a spell on the target if the spell's level is less than the level of the spell slot you used.

## FIREBALL

*3rd-level evocation*

**Casting Time:** 1 action

**Range:** 150 feet

**Components:** V, S, M (a tiny ball of bat guano and sulfur)

**Duration:** Instantaneous

A bright streak flashes from your pointing finger to a point you choose within range and then blossoms with a low roar into an explosion of flame. Each creature in a 20-foot-radius sphere centered on that point must make a Dexterity saving throw. A target takes 8d6 fire damage on a failed save, or half as much damage on a successful one.

The fire spreads around corners. It ignites flammable objects in the area that are not being worn or carried.

**At Higher Levels.** When you cast this spell using a spell slot of 4th level or higher, the damage increases by 1d6 for each slot level above 3rd.

## FLAMING SPHERE

*2nd-level conjuration*

**Casting Time:** 1 action

**Range:** 60 feet

**Components:** V, S, M (a bit of tallow, a pinch of brimstone, and a dusting of powdered iron)

**Duration:** Concentration, up to 1 minute

A 5-foot-diameter sphere of fire appears in an unoccupied space of your choice within range and lasts for the duration. Any creature that ends its turn within 5 feet of the sphere must make a Dexterity saving throw. The

creature takes 2d6 fire damage on a failed save, or half as much damage on a successful one.

As a bonus action, you can move the sphere up to 30 feet. If you ram the sphere into a creature, that creature must make the saving throw against the sphere's damage, and the sphere stops moving this turn.

When you move the sphere, you can direct it over barriers up to 5 feet tall and jump it across pits up to 10 feet wide. The sphere ignites flammable objects not being worn or carried, and it sheds bright light in a 20-foot radius and dim light for an additional 20 feet.

**At Higher Levels.** When you cast this spell using a spell slot of 3rd level or higher, the damage increases by 1d6 for each slot level above 2nd.

## FLY

*3rd-level transmutation*

**Casting Time:** 1 action

**Range:** Touch

**Components:** V, S, M (a wing feather from any bird)

**Duration:** Concentration, up to 10 minutes

You touch a willing creature. The target gains a flying speed of 60 feet for the duration. When the spell ends, the target falls if it is still aloft, unless it can stop the fall.

**At Higher Levels.** When you cast this spell using a spell slot of 4th level or higher, you can target one additional creature for each slot level above 3rd.

## GUIDANCE

*Divination cantrip*

**Casting Time:** 1 action

**Range:** Touch

**Components:** V, S

**Duration:** Concentration, up to 1 minute

You touch one willing creature. Once before the spell ends, the target can roll a d4 and add the number rolled to one ability check of its choice. It can roll the die before or after making the ability check. The spell then ends.

## GUIDING BOLT

*1st-level evocation*

**Casting Time:** 1 action

**Range:** 120 feet

**Components:** V, S

**Duration:** 1 round

A flash of light streaks toward a creature of your choice within range. Make a ranged spell attack against the target. On a hit, the target takes 4d6 radiant damage, and the next attack roll made against this target before the end of your next turn has advantage, thanks to the mystical dim light glittering on the target until then.

**At Higher Levels.** When you cast this spell using a spell slot of 2nd level or higher, the damage increases by 1d6 for each slot level above 1st.

## HEALING WORD

*1st-level evocation*

**Casting Time:** 1 bonus action

**Range:** 60 feet

**Components:** V

**Duration:** Instantaneous



A creature of your choice within range regains hit points equal to 1d4 + your spellcasting ability modifier. This spell has no effect on undead or constructs.

**At Higher Levels.** When you cast this spell using a spell slot of 2nd level or higher, the healing increases by 1d4 for each slot level above 1st.

## HOLD PERSON

*2nd-level enchantment*

**Casting Time:** 1 action

**Range:** 60 feet

**Components:** V, S, M (a small, straight piece of iron)

**Duration:** Concentration, up to 1 minute

Choose a humanoid within range that you can see. The target must succeed on a Wisdom saving throw or be paralyzed for the duration. At the end of each of its turns, the target can make another Wisdom saving throw. On a success, the spell ends on the target.

**At Higher Levels.** When you cast this spell using a spell slot of 3rd level or higher, you can target one additional humanoid for each slot level above 2nd. The humanoids must be within 30 feet of each other when you target them.

## IDENTIFY

*1st-level divination (ritual)*

**Casting Time:** 1 minute

**Range:** Touch

**Components:** V, S, M (a pearl worth at least 100 gp and an owl feather)

**Duration:** Instantaneous

You choose one object that you must touch throughout the casting of the spell. If it is a magic item or some other magic-imbued object, you learn its properties and how to use them, whether it requires attunement to use, and how many charges it has, if any. You learn whether any spells are affecting the item and what they are. If the item was created by a spell, you learn which spell created it.

If you instead touch a creature throughout the casting, you learn what spells, if any, are currently affecting it.

## INFLICT WOUNDS

*1st-level necromancy*

**Casting Time:** 1 action

**Range:** Touch

**Components:** V, S

**Duration:** Instantaneous

Make a melee spell attack against a creature you can reach. On a hit, the target takes 3d10 necrotic damage.

**At Higher Levels.** When you cast this spell using a spell slot of 2nd level or higher, the damage increases by 1d10 for each slot level above 1st.

## INVISIBILITY

*2nd-level illusion*

**Casting Time:** 1 action

**Range:** Touch

**Components:** V, S, M (an eyelash encased in gum arabic)

**Duration:** Concentration, up to 1 hour

A creature you touch becomes invisible until the spell ends. Anything the target is wearing or carrying is

invisible as long as it is on the target's person. The spell ends early for a target that attacks or casts a spell.

**At Higher Levels.** When you cast this spell using a spell slot of 3rd level or higher, you can target one additional creature for each slot level above 2nd.

## LESSER RESTORATION

*2nd-level abjuration*

**Casting Time:** 1 action

**Range:** Touch

**Components:** V, S

**Duration:** Instantaneous

You touch a creature and can end either one disease or one condition afflicting it. The condition can be blinded, deafened, paralyzed, or poisoned.

## LIGHT

*Evocation cantrip*

**Casting Time:** 1 action

**Range:** Touch

**Components:** V, M (a firefly or phosphorescent moss)

**Duration:** 1 hour

You touch one object that is no larger than 10 feet in any dimension. Until the spell ends, the object sheds bright light in a 20-foot radius and dim light for an additional 20 feet. The light can be colored as you like, and covering the object with something opaque blocks the light. The spell ends early if you cast it again or dismiss it as an action.

If you target an object held or worn by a hostile creature, that creature must succeed on a Dexterity saving throw to avoid the spell.

## LIGHTNING BOLT

*3rd-level evocation*

**Casting Time:** 1 action

**Range:** Self (100-foot line)

**Components:** V, S, M (a bit of fur and a rod of amber, crystal, or glass)

**Duration:** Instantaneous

A stroke of lightning forming a line 100 feet long and 5 feet wide blasts out from you in a direction you choose. Each creature in the line must make a Dexterity saving throw. A creature takes 8d6 lightning damage on a failed save, or half as much damage on a successful one.

The lightning ignites flammable objects in the area that are not being worn or carried.

**At Higher Levels.** When you cast this spell using a spell slot of 4th level or higher, the damage increases by 1d6 for each slot level above 3rd.

## MAGE ARMOR

*1st-level abjuration*

**Casting Time:** 1 action

**Range:** Touch

**Components:** V, S, M (a piece of cured leather)

**Duration:** 8 hours

You touch a willing creature who isn't wearing armor, and a protective magical force surrounds it until the spell ends. The target's base AC becomes 13 + its Dexterity modifier. The spell ends early if the target dons armor or if you dismiss the spell as an action.



## MAGE HAND

*Conjuration cantrip*

**Casting Time:** 1 action

**Range:** 30 feet

**Components:** V, S

**Duration:** 1 minute

A spectral, floating hand appears at a point you choose within range. The hand lasts for the duration or until you dismiss it as an action. The hand vanishes if it is ever more than 30 feet away from you or if you cast this spell again.

You can use your action to control the hand. You can use the hand to manipulate an object, open an unlocked door or container, stow or retrieve an item from an open container, or pour the contents out of a vial. You can move the hand up to 30 feet each time you use it.

The hand can't attack, activate magic items, or carry more than 10 pounds.

## MAGIC MISSILE

*1st-level evocation*

**Casting Time:** 1 action

**Range:** 120 feet

**Components:** V, S

**Duration:** Instantaneous

You create three glowing darts of magical force. Each dart hits a creature of your choice within range that you can see. A dart deals 1d4 + 1 force damage to its target. The darts all strike simultaneously, and you can direct them to hit one creature or several.

**At Higher Levels.** When you cast this spell using a spell slot of 2nd level or higher, the spell creates one more dart for each slot level above 1st.

## MASS HEALING WORD

*3rd-level evocation*

**Casting Time:** 1 bonus action

**Range:** 60 feet

**Components:** V

**Duration:** Instantaneous

As you call out words of restoration, up to six creatures you choose within range regain hit points equal to 1d4 + your spellcasting ability modifier. The targets must be within 30 feet of each other. This spell has no effect on undead or constructs.

**At Higher Levels.** When you cast this spell using a spell slot of 4th level or higher, the healing increases by 1d4 for each slot level above 3rd.

## MISTY STEP

*2nd-level conjuration*

**Casting Time:** 1 bonus action

**Range:** Self

**Components:** V

**Duration:** Instantaneous

Briefly surrounded by silvery mist, you teleport up to 30 feet to an unoccupied space that you can see.

## PRAYER OF HEALING

*2nd-level evocation*

**Casting Time:** 10 minutes

**Range:** 30 feet

**Components:** V

**Duration:** Instantaneous

Up to six creatures of your choice within range each regain hit points equal to 2d8 + your spellcasting ability modifier. This spell has no effect on undead or constructs.

**At Higher Levels.** When you cast this spell using a spell slot of 3rd level or higher, the healing increases by 1d8 for each slot level above 2nd.

## PRESTIDIGITATION

*Transmutation cantrip*

**Casting Time:** 1 action

**Range:** 10 feet

**Components:** V, S

**Duration:** Up to 1 hour

This spell is a minor magical trick that novice spellcasters use for practice. You create one of the following magical effects within range:

- Create an instantaneous, harmless sensory effect, such as a shower of sparks, a puff of wind, faint musical notes, or an odd odor.
- Instantaneously light or snuff out a candle, a torch, or a small campfire.
- Instantaneously clean or soil an object no larger than 1 cubic foot.
- Chill, warm, or flavor up to 1 cubic foot of nonliving material for 1 hour.
- Make a color, a small mark, or a symbol appear on an object or a surface for 1 hour.
- Create a nonmagical trinket or an illusory image that can fit in your hand and that lasts until the end of your next turn.

If you cast this spell multiple times, you can have up to three of its non-instantaneous effects active at a time, and you can dismiss such an effect as an action.

## PROTECTION FROM ENERGY

*3rd-level abjuration*

**Casting Time:** 1 action

**Range:** Touch

**Components:** V, S

**Duration:** Concentration, up to 1 hour

For the duration, the willing creature you touch has resistance to one damage type of your choice: acid, cold, fire, lightning, or thunder.

## RAY OF FROST

*Evocation cantrip*

**Casting Time:** 1 action

**Range:** 60 feet

**Components:** V, S

**Duration:** Instantaneous

A frigid beam of blue-white light streaks toward a creature within range. Make a ranged spell attack against the target. On a hit, it takes 1d8 cold damage, and its speed is reduced by 10 feet until the start of your next turn.

The spell's damage increases by 1d8 when you reach 5th level (2d8), 11th level (3d8), and 17th level (4d8).



## RESISTANCE

*Abjuration cantrip*

**Casting Time:** 1 action

**Range:** Touch

**Components:** V, S, M (a miniature cloak)

**Duration:** Concentration, up to 1 minute

You touch one willing creature. Once before the spell ends, the target can roll a d4 and add the number rolled to one saving throw of its choice. It can roll the die before or after making the saving throw. The spell then ends.

## REVIVIFY

*3rd-level conjuration*

**Casting Time:** 1 action

**Range:** Touch

**Components:** V, S, M (diamonds worth 300 gp, which are consumed when the spell is cast)

**Duration:** Instantaneous

You touch a creature that has died within the last minute. That creature returns to life with 1 hit point. This spell cannot return to life a creature that has died of old age, nor can it restore any missing body parts.

## SACRED FLAME

*Evocation cantrip*

**Casting Time:** 1 action

**Range:** 60 feet

**Components:** V, S

**Duration:** Instantaneous

Flame-like radiance descends on a creature within range that you can see. The target must succeed on a Dexterity saving throw or take 1d8 radiant damage. The target gains no benefit from cover for this saving throw.

The spell's damage increases by 1d8 when you reach 5th level (2d8), 11th level (3d8), and 17th level (4d8).

## SANCTUARY

*1st-level abjuration*

**Casting Time:** 1 bonus action

**Range:** 30 feet

**Components:** V, S, M (a small silver mirror)

**Duration:** 1 minute

You ward a creature within range against attack. Until the spell ends, any creature who targets the warded creature with an attack or a harmful spell must first make a Wisdom saving throw. On a failed save, the creature must choose a new target or lose the attack or spell. This spell doesn't protect the warded creature from area effects, such as the explosion of a fireball.

If the warded creature makes an attack or casts a spell that affects an enemy creature, this spell ends early.

## SHIELD

*1st-level abjuration*

**Casting Time:** 1 reaction, which you take when you are hit by an attack or targeted by the *magic missile* spell

**Range:** Self

**Components:** V, S

**Duration:** 1 round

An invisible barrier of magical force appears and protects you. Until the start of your next turn, you have a +5 bonus

to AC, including against the triggering attack, and you take no damage from *magic missile*.

## SHIELD OF FAITH

*1st-level abjuration*

**Casting Time:** 1 bonus action

**Range:** 60 feet

**Components:** V, S, M (a small parchment with a bit of holy text written on it)

**Duration:** Concentration, up to 10 minutes

A shimmering field appears and surrounds a creature of your choice within range, granting it a +2 bonus to AC for the duration.

## SHOCKING GRASP

*Evocation cantrip*

**Casting Time:** 1 action

**Range:** Touch

**Components:** V, S

**Duration:** Instantaneous

Lightning springs from your hand to deliver a shock to a creature you try to touch. Make a melee spell attack against the target. You have advantage on the attack roll if the target is wearing armor made of metal. On a hit, the target takes 1d8 lightning damage, and it can't take reactions until the start of its next turn.

The spell's damage increases by 1d8 when you reach 5th level (2d8), 11th level (3d8), and 17th level (4d8).

## SILENCE

*2nd-level illusion (ritual)*

**Casting Time:** 1 action

**Range:** 120 feet

**Components:** V, S

**Duration:** Concentration, up to 10 minutes

For the duration, no sound can be created within or pass through a 20-foot-radius sphere centered on a point you choose within range. Any creature or object entirely inside the sphere is immune to thunder damage, and creatures are deafened while entirely inside it. Casting a spell that includes a verbal component is impossible there.

## SLEEP

*1st-level enchantment*

**Casting Time:** 1 action

**Range:** 90 feet

**Components:** V, S, M (a pinch of fine sand, rose petals, or a cricket)

**Duration:** 1 minute

This spell sends creatures into a magical slumber. Roll 5d8; the total is how many hit points of creatures this spell can affect. Creatures within 20 feet of a point you choose within range are affected in increasing order of their current hit points (ignoring unconscious creatures).

Starting with the creature that has the lowest current hit points, each creature affected by this spell falls unconscious until the spell ends, the sleeper takes damage, or someone uses an action to shake or slap the sleeper awake. Subtract each creature's hit points from the total before moving on to the creature with the next lowest hit points. A creature's hit



points must be equal to or less than the remaining total for that creature to be affected.

Undead and creatures immune to being charmed aren't affected by this spell.

**At Higher Levels.** When you cast this spell using a spell slot of 2nd level or higher, roll an additional 2d8 for each slot level above 1st.

### SPIDER CLIMB

*2nd-level transmutation*

**Casting Time:** 1 action

**Range:** Touch

**Components:** V, S, M (a drop of bitumen and a spider)

**Duration:** Concentration, up to 1 hour

Until the spell ends, one willing creature you touch gains the ability to move up, down, and across vertical surfaces and upside down along ceilings, while leaving its hands free. The target also gains a climbing speed equal to its walking speed.

### SPIRIT GUARDIANS

*3rd-level conjuration*

**Casting Time:** 1 action

**Range:** Self (15-foot radius)

**Components:** V, S, M (a holy symbol)

**Duration:** Concentration, up to 10 minutes

You call forth spirits to protect you. They flit around you to a distance of 15 feet for the duration. If you are good or neutral, their spectral form appears angelic or fey (your choice). If you are evil, they appear fiendish.

When you cast this spell, you can designate any number of creatures you can see to be unaffected by it. An affected creature's speed is halved in the area, and when the creature enters the area or starts its turn there, it must make a Wisdom saving throw (no more than once per turn). On a failed save, the creature takes 3d8 radiant damage (if you are good or neutral) or 3d8 necrotic damage (if you are evil). On a successful save, the creature takes half as much damage.

**At Higher Levels.** When you cast this spell using a spell slot of 4th level or higher, the damage increases by 1d8 for each slot level above 3rd.

### SPIRITUAL WEAPON

*2nd-level evocation*

**Casting Time:** 1 bonus action

**Range:** 60 feet

**Components:** V, S

**Duration:** 1 minute

You create a floating, spectral weapon within range that lasts for the duration or until you cast this spell again. When you cast the spell, you can make a melee spell attack against a creature within 5 feet of the weapon. On a hit, the target takes force damage equal to 1d8 + your spellcasting ability modifier.

As a bonus action on your turn, you can move the weapon up to 20 feet and repeat the attack against a creature within 5 feet of it.

The weapon can take whatever form you choose. Clerics of deities who are associated with a particular weapon (as St. Cuthbert is known for his mace and Thor for his hammer) make this spell's effect resemble that weapon.

**At Higher Levels.** When you cast this spell using a spell slot of 3rd level or higher, the damage increases by 1d8 for every two slot levels above the 2nd.

### SUGGESTION

*2nd-level enchantment*

**Casting Time:** 1 action

**Range:** 30 feet

**Components:** V, M (a snake's tongue and either a bit of honeycomb or a drop of sweet oil)

**Duration:** Concentration, up to 8 hours

You suggest a course of activity (limited to a sentence or two) and magically influence a creature you choose within range that can hear and understand you. Creatures that can't be charmed are immune to this effect. The suggestion must be worded in such a manner as to make the course of action sound reasonable. Asking the creature to stab itself, throw itself onto a spear, immolate itself, or do some other obviously harmful act automatically negates the effect of the spell.

The target must make a Wisdom saving throw. On a failed save, it pursues the course of action you described to the best of its ability. The suggested course of action can continue for the entire duration. If the suggested activity can be completed in a shorter time, the spell ends when the subject finishes what it was asked to do.

You can also specify conditions that will trigger a special activity during the duration. For example, you might suggest that a knight give her warhorse to the first beggar she meets. If the condition is not met before the spell expires, the activity is not performed.

If you or any of your companions damage the target, the spell ends early.

### THAUMATURGY

*Transmutation cantrip*

**Casting Time:** 1 action

**Range:** 30 feet

**Components:** V

**Duration:** Up to 1 minute

You manifest a minor wonder, a sign of supernatural power, within range. You create one of the following magical effects within range:

- Your voice booms up to three times as loud as normal for 1 minute.
- You cause flames to flicker, brighten, dim, or change color for 1 minute.
- You cause harmless tremors in the ground for 1 minute.
- You create an instantaneous sound that originates from a point of your choice within range, such as a rumble of thunder, the cry of a raven, or ominous whispers.
- You instantaneously cause an unlocked door or window to fly open or slam shut.
- You alter the appearance of your eyes for 1 minute.

If you cast this spell multiple times, you can have up to three of its 1-minute effects active at a time, and you can dismiss such an effect as an action.

### THUNDERWAVE

*1st-level evocation*

**Casting Time:** 1 action

**Range:** Self (15-foot cube)



**Components:** V, S

**Duration:** Instantaneous

A wave of thunderous force sweeps out from you. Each creature in a 15-foot cube originating from you must make a Constitution saving throw. On a failed save, a creature takes 2d8 thunder damage and is pushed 10 feet away from you. On a successful save, the creature takes half as much damage and is not pushed.

In addition, unsecured objects that are completely within the area of effect are automatically pushed 10 feet away from you by the spell's effect, and the spell emits a thunderous boom audible out to 300 feet.

**At Higher Levels.** When you cast this spell using a spell slot of 2nd level or higher, the damage increases by 1d8 for each slot level above 1st.

## WARDING BOND

*2nd-level abjuration*

**Casting Time:** 1 action

**Range:** Touch

**Components:** V, S, M (a pair of platinum rings worth at least 50 gp each, which you and the target must wear for the duration)

**Duration:** 1 hour

This spell wards a willing creature you touch and creates a mystic connection between you and the subject until the spell ends. While the target is within 60 feet of you, it gains a +1 bonus to AC and saving throws, and it has resistance to all damage. Also, each time it takes damage, you take the same amount of damage.

The spell ends early if you drop to 0 hit points or if you and the subject become separated by more than 60 feet. You can also dismiss the spell as an action.

## WEB

*2nd-level conjuration*

**Casting Time:** 1 action

**Range:** 60 feet

**Components:** V, S, M (a bit of spiderweb)

**Duration:** Concentration, up to 1 hour

You conjure a mass of thick, sticky webbing at a point of your choice within range. The webs fill a 20-foot cube from that point for the duration. The webs are difficult terrain and lightly obscure their area.

If the webs are not anchored between two solid masses (such as walls or trees) or layered across a floor, wall, or ceiling, the conjured web collapses on itself, and the spell ends at the start of your next turn. Webs layered over a flat surface have a depth of 5 feet.

Each creature that starts its turn in the webs or that enters them during its turn must make a Dexterity saving throw. On a failed save, the creature is restrained as long as it remains in the webs or until it breaks free.

A creature restrained by the webs can use its action to make a Strength check against your spell save DC. If it succeeds, it is no longer restrained.

The webs are flammable. Any 5-foot cube of webs exposed to fire burns away in 1 round, dealing 2d4 fire damage to any creature that starts its turn in the fire.

## CREDITS

**Lead Designers:** Mike Mearls, Jeremy Crawford

**Design Team:** Christopher Perkins, James Wyatt, Rodney Thompson, Robert J. Schwalb, Peter Lee, Steve Townshend, Bruce R. Cordell

**Editing Team:** Chris Sims, Michele Carter, Scott Fitzgerald Gray

**Producer:** Greg Bilisland

**Adventure Designers:** Richard Baker, Christopher Perkins

**Art Directors:** Kate Irwin, Dan Gelon, Jon Schindehette, Mari Kolkowsky, Melissa Rapiere, Shauna Narciso

**Graphic Designers:** Bree Heiss, Emi Tanji

**Box Cover Illustrator:** Jaime Jones

**Rulebook Illustrators:** Eric Belisle, Wayne England, Randy Gallegos, Matt Stawicki, Kieran Yanner

**Adventure Illustrators:** Daren Bader, Mark Behm, Conceptopolis, Wayne England, Tomás Giorello, Ralph Horsley, Aaron J. Riley, Tyler Jacobson, Vance Kovacs, Daniel Landerman, Raphael Lübke, Brynn Metheney, Steve Prescott, Ned Rogers, Carmen Sinek, Ilya Shkipin, David Vargo, Kieran Yanner

**Cartographer:** Mike Schley

**Additional Contributors:** Kim Mohan, Matt Sernett, Chris Dupuis, Tom LaPille, Richard Baker, Miranda Horner, Jennifer Clarke Wilkes, Steve Winter, Nina Hess

**Project Management:** Neil Shinkle, Kim Graham, John Hay  
**Production Services:** Cynda Callaway, Brian Dumas, Jefferson Dunlap, Anita Williams

**Brand and Marketing:** Nathan Stewart, Liz Schuh, Chris Lindsay, Shelly Mazzanoble, Hilary Ross, Laura Tommervik, Kim Lundstrom

**Based on the original DUNGEONS & DRAGONS game created by**  
E. Gary Gygax and Dave Arneson,  
with Brian Blume, Rob Kuntz, James Ward, and Don Kaye

**Drawing from further development by**  
Tom Moldvay, Frank Mentzer, Aaron Allston, Harold Johnson, David "Zeb" Cook, Jonathan Tweet, Monte Cook, Skip Williams, Peter Adkison, Bill Slavicsek, Andy Collins, and Rob Heinsoo

**Forgotten Realms created by**  
Ed Greenwood, the Sage of Shadowdale

**Playtesting provided by**  
over 175,000 fans of D&D. Thank you!

**Additional consultation provided by**  
Jeff Grubb, John "RPGPundit" Tarnowski, Kenneth Hite, Kevin Kulp, Robin Laws, S. John Ross, Vincent Venturella, and Zak S.

*Disclaimer: Wizards of the Coast is not responsible for the consequences of any failed saving throws, including but not limited to petrification, poison, death magic, dragon breath, spells, or vorpal sword-related decapitations.*

320A9216000002 EN  
First Printing: July 2014



9 8 7 6 5 4 3 2 1

DUNGEONS & DRAGONS, D&D, Wizards of the Coast, Forgotten Realms, the dragon ampersand, *Player's Handbook*, *Monster Manual*, *Dungeon Master's Guide*, all other Wizards of the Coast product names, and their respective logos are trademarks of Wizards of the Coast in the USA and other countries. All characters and their distinctive likenesses are property of Wizards of the Coast. This material is protected under the copyright laws of the United States of America. Any reproduction or unauthorized use of the material or artwork contained herein is prohibited without the express written permission of Wizards of the Coast. 101A921602

Printed in the USA. ©2014 Wizards of the Coast LLC, PO Box 707, Renton, WA 98057-0707, USA. Manufactured by Hasbro SA, Rue Emile-Boéchat 31, 2800 Delémont, CH.  
Represented by Hasbro Europe, 4 The Square, Stockley Park, Uxbridge, Middlesex, UB11 1ET, UK.



# APPENDIX: CONDITIONS

Conditions alter a creature's capabilities in a variety of ways and can arise as a result of a spell, a class feature, a monster's attack, or other effect. Most conditions, such as blinded, are impairments, but a few, such as invisible, can be advantageous.

A condition lasts either until it is countered (the prone condition is countered by standing up, for example) or for a duration specified by the effect that imposed the condition.

If multiple effects impose the same condition on a creature, each instance of the condition has its own duration, but the condition's effects don't get worse. A creature either has a condition or doesn't.

The following definitions specify what happens to a creature while it is subjected to a condition.

## BLINDED

- A blinded creature can't see and automatically fails any ability check that requires sight.
- Attack rolls against the creature have advantage, and the creature's attack rolls have disadvantage.

## CHARMED

- A charmed creature can't attack the charmer or target the charmer with harmful abilities or magical effects.
- The charmer has advantage on any ability check to interact socially with the creature.

## DEAFENED

- A deafened creature can't hear and automatically fails any ability check that requires hearing.

## FRIGHTENED

- A frightened creature has disadvantage on ability checks and attack rolls while the source of its fear is within line of sight.
- The creature can't willingly move closer to the source of its fear.

## GRAPPLED

- A grappled creature's speed becomes 0, and it can't benefit from any bonus to its speed.
- The condition ends if the grappler is incapacitated (see the condition).
- The condition also ends if an effect removes the grappled creature from the reach of the grappler or grappling effect, such as when a creature is hurled away by the *thunderwave* spell.

## INCAPACITATED

- An incapacitated creature can't take actions or reactions.

## INVISIBLE

- An invisible creature is impossible to see without the aid of magic or a special sense. For the purpose of hiding, the creature is heavily obscured. The creature's location can be detected by any noise it makes or any tracks it leaves.
- Attack rolls against the creature have disadvantage, and the creature's attack rolls have advantage.

## PARALYZED

- A paralyzed creature is incapacitated (see the condition) and can't move or speak.
- The creature automatically fails Strength and Dexterity saving throws.
- Attack rolls against the creature have advantage.
- Any attack that hits the creature is a critical hit if the attacker is within 5 feet of the creature.

## PETRIFIED

- A petrified creature is transformed, along with any nonmagical object it is wearing or carrying, into a solid inanimate substance (usually stone). Its weight increases by a factor of ten, and it ceases aging.
- The creature is incapacitated (see the condition), can't move or speak, and is unaware of its surroundings.
- Attack rolls against the creature have advantage.
- The creature automatically fails Strength and Dexterity saving throws.
- The creature has resistance to all damage.
- The creature is immune to poison and disease, although a poison or disease already in its system is suspended, not neutralized.

## POISONED

- A poisoned creature has disadvantage on attack rolls and ability checks.

## PRONE

- A prone creature's only movement option is to crawl, unless it stands up and thereby ends the condition.
- The creature has disadvantage on attack rolls.
- An attack roll against the creature has advantage if the attacker is within 5 feet of the creature. Otherwise, the attack roll has disadvantage.

## RESTRAINED

- A restrained creature's speed becomes 0, and it can't benefit from any bonus to its speed.
- Attack rolls against the creature have advantage, and the creature's attack rolls have disadvantage.
- The creature has disadvantage on Dexterity saving throws.

## STUNNED

- A stunned creature is incapacitated (see the condition), can't move, and can speak only falteringly.
- The creature automatically fails Strength and Dexterity saving throws.
- Attack rolls against the creature have advantage.

## UNCONSCIOUS

- An unconscious creature is incapacitated (see the condition), can't move or speak, and is unaware of its surroundings.
- The creature drops whatever it's holding and falls prone.
- The creature automatically fails Strength and Dexterity saving throws.
- Attack rolls against the creature have advantage.
- Any attack that hits the creature is a critical hit if the attacker is within 5 feet of the creature.







# LOST MINE OF PHANDELVER™



**DUNGEONS & DRAGONS®**

INTRODUCTION .....	2	Old Owl Well .....	29
Running the Adventure .....	2	Ruins of Thundertree.....	30
Background .....	3	Wyvern Tor .....	35
Overview .....	3	Cragmaw Castle.....	35
Adventure Hook.....	4	PART 4: WAVE ECHO CAVE .....	42
The Forgotten Realms .....	4	Character Level.....	42
PART 1: GOBLIN ARROWS .....	6	Experience Point Awards.....	42
Goblin Ambush.....	6	Wandering Monsters.....	42
Cragmaw Hideout.....	7	General Features .....	42
PART 2: PHANDALIN .....	14	Keyed Encounters.....	42
Encounters in Phandalin .....	14	Conclusion .....	51
Important NPCs.....	15	APPENDIX A: MAGIC ITEMS .....	52
Town Description.....	15	Using a Magic Item.....	52
Redbrand Ruffians.....	19	Item Descriptions.....	52
Redbrand Hideout.....	20	APPENDIX B: MONSTERS.....	54
PART 3: THE SPIDER'S WEB.....	27	Statistics .....	54
Triboar Trail.....	27	Monster Descriptions.....	56
Conyberry and Agatha's Lair .....	28	RULES INDEX .....	64



# INTRODUCTION

This book is written for the Dungeon Master. It contains a complete DUNGEONS & DRAGONS adventure, as well as descriptions for every creature and magic item that appears in the adventure. It also introduces the world of the Forgotten Realms, one of the game's most enduring settings, and it teaches you how to run a D&D game.

The smaller book that accompanies this one (hereafter called "the rulebook") contains the rules you need to adjudicate situations that arise during the adventure.

## RUNNING THE ADVENTURE

*Lost Mine of Phandelver* is an adventure for four to five characters of 1st level. During the course of the adventure, the characters will advance to 5th level. The adventure is set a short distance from the city of Neverwinter in the Sword Coast region of the Forgotten Realms setting. The Sword Coast is part of the North—a vast realm of free settlements surrounded by wilderness and adventure. You don't need to be a Forgotten Realms expert to run the adventure; everything you need to know about the setting is contained in this book.

If this is your first time running a D&D adventure, read "The Dungeon Master" section; it will help you better understand your role and responsibilities.

The "Background" section tells you everything you need to know to set up the adventure. The "Overview" section describes how the adventure is expected to run and gives you a broad sense of what the player characters should be doing at any given time.

## THE DUNGEON MASTER

The Dungeon Master (DM) has a special role in the DUNGEONS & DRAGONS game.

The DM is a **referee**. When it's not clear what ought to happen next, the DM decides how to apply the rules and keep the story going.

The DM is a **narrator**. The DM sets the pace of the story and presents the various challenges and encounters the players must overcome. The DM is the players' interface to the D&D world, as well as the one who reads (and sometimes also writes) the adventure and describes what happens in response to the characters' actions.

The DM **plays monsters**. The DM plays the monsters and villains the adventurers battle against, choosing their actions and rolling dice for their attacks. The DM also plays the part of all the other characters the players meet in the course of their adventures, like the prisoner in the goblin lair or the innkeeper in town.

Who should be the DM for your gaming group? Whoever wants to be! The person who has the most drive to pull a

group together and start up a game often ends up being the DM by default, but that doesn't have to be the case.

Although the DM controls the monsters and villains in the adventure, the relationship between the players and the DM isn't adversarial. The DM's job is to challenge the characters with interesting encounters and tests, keep the game moving, and apply the rules fairly.

The most important thing to remember about being a good DM is that the rules are a tool to help you have a good time. The rules aren't in charge. You're the DM—you're in charge of the game. Guide the play experience and the use of the rules so that everybody has fun.

Many players of DUNGEONS & DRAGONS find that being the DM is the best part of the game. With the information in this adventure, you'll be prepared to take on that role for your group.

### RULES TO GAME BY

As the Dungeon Master, you are the final authority when it comes to rules questions or disputes during the game. Here are some guidelines to help you arbitrate issues as they come up.

**When in doubt, make it up!** It's better to keep the game moving than to get bogged down in the rules.

**It's not a competition.** The DM isn't competing against the player characters. You're there to run the monsters, referee the rules, and keep the story moving.

**It's a shared story.** It's the group's story, so let the players contribute to the outcome through the actions of their characters. DUNGEONS & DRAGONS is about imagination and coming together to tell a story as a group. Let the players participate in the storytelling.

**Be consistent.** If you decide that a rule works a certain way in one session, make sure it works that way the next time it comes into play.

**Make sure everyone is involved.** Ensure every character has a chance to shine. If some players are reluctant to speak up, remember to ask them what their characters are doing.

**Be fair.** Use your powers as Dungeon Master only for good. Treat the rules and the players in a fair and impartial manner.

**Pay attention.** Make sure you look around the table occasionally to see if the game is going well. If everyone seems to be having fun, relax and keep going. If the fun is waning, it might be time for a break, or you can try to liven things up.

## IMPROVISING ABILITY CHECKS

The adventure often tells you what ability checks characters might try in a certain situation and the Difficulty Class (DC) of those checks. Sometimes adventurers try things that the adventure can't possibly anticipate. It's up to you to decide whether their attempts are successful. If it seems like anyone should have an easy time doing it, don't ask for an ability check; just



tell the player what happens. Likewise, if there's no way anyone could accomplish the task, just tell the player it doesn't work.

Otherwise, answer these three simple questions:

- What kind of ability check?
- How hard is it?
- What's the result?

Use the descriptions of the ability scores and their associated skills in the rulebook to help you decide what kind of ability check to use. Then determine how hard the task is so that you can set the DC for the check. The higher the DC, the more difficult the task. The easiest way to set a DC is to decide whether the task's difficulty is easy, moderate, or hard, and use these three DCs:

- **Easy (DC 10).** An easy task requires a minimal level of competence or a modicum of luck to accomplish.
- **Moderate (DC 15).** A moderate task requires a slightly higher level of competence to accomplish. A character with a combination of natural aptitude and specialized training can accomplish a moderate task more often than not.
- **Hard (DC 20).** Hard tasks include any effort that is beyond the capabilities of most people without aid or exceptional ability. Even with aptitude and training, a character needs some amount of luck—or a lot of specialized training—to pull off a hard task.

The outcome of a successful check is usually easy to determine: the character succeeds at whatever he or she set out to accomplish, within reason. It's usually equally easy to figure out what happens when a character fails a check: the character simply doesn't succeed.

## GLOSSARY

The adventure uses terms that might be unfamiliar to you. A few of these terms are described here. For descriptions of rules-specific terms, see the rulebook.

**Characters.** This term refers to the adventurers run by the players. They are the protagonists in any D&D adventure. A group of characters or adventurers is called a *party*.

**Nonplayer Characters (NPCs).** This term refers to characters run by the DM. How an NPC behaves is dictated by the adventure and by the DM.

**Boxed Text.** At various places, the adventure presents descriptive text that's meant to be read or paraphrased aloud to players. This read-aloud text is offset in boxes. Boxed text is most commonly used to describe rooms or present bits of scripted dialogue.

**Stat Block.** Any monster or NPC that is likely to be involved in combat requires game statistics so that the DM can run it effectively. These statistics are presented in a format called a *statistics block*, or *stat block*. You'll find the stat blocks needed for this adventure in appendix B.

**Tenday.** In the Forgotten Realms, a week is ten days long and called a *tenday*. Each month consists of three tendays—thirty days total.

## MAGIC ITEMS AND MONSTERS

Whenever the text refers to a magic item, its name is presented in *italic* type. For a description of the item and its magical properties, see appendix A.

Similarly, whenever the adventure text presents a creature's name in **bold** type, that's a visual cue directing you to the creature's game statistics in appendix B.

## ABBREVIATIONS

The following abbreviations are used in this adventure.

DC = Difficulty Class	XP = experience points
gp = gold piece(s)	pp = platinum piece(s)
sp = silver piece(s)	ep = electrum piece(s)
cp = copper piece(s)	

## BACKGROUND

More than five hundred years ago, clans of dwarves and gnomes made an agreement known as the Phandelver's Pact, by which they would share a rich mine in a wondrous cavern known as Wave Echo Cave. In addition to its mineral wealth, the mine contained great magical power. Human spellcasters allied themselves with the dwarves and gnomes to channel and bind that energy into a great forge (called the Forge of Spells), where magic items could be crafted. Times were good, and the nearby human town of Phandalin (pronounced *fan-duh-lin*) prospered as well. But then disaster struck when orcs swept through the North and laid waste to all in their path.

A powerful force of orcs reinforced by evil mercenary wizards attacked Wave Echo Cave to seize its riches and magic treasures. Human wizards fought alongside their dwarf and gnome allies to defend the Forge of Spells, and the ensuing spell battle destroyed much of the cavern. Few survived the cave-ins and tremors, and the location of Wave Echo Cave was lost.

For centuries, rumors of buried riches have attracted treasure seekers and opportunists to the area around Phandalin, but no one has ever succeeded in locating the lost mine. In recent years, people have resettled the area. Phandalin is now a rough-and-tumble frontier town. More important, the Rockseeker brothers—a trio of dwarves—have discovered the entrance to Wave Echo Cave, and they intend to reopen the mines.

Unfortunately for the Rockseekers, they are not the only ones interested in Wave Echo Cave. A mysterious villain known as the Black Spider controls a network of bandit gangs and goblin tribes in the area, and his agents have followed the Rockseekers to their prize. Now the Black Spider wants Wave Echo Cave for himself, and he is taking steps to make sure no one else knows where it is.

## OVERVIEW

*Lost Mine of Phandelver* is divided into four parts. In part 1, "Goblin Arrows," the adventurers are on the road to the town of Phandalin when they stumble into a goblin ambush. They discover that the goblins (who belong to the Cragmaw tribe) have captured their dwarf friend Gundren Rockseeker and his escort, a human warrior named Sildar Hallwinter. The characters must deal with the ambushers and then follow their trail back to the goblins' hideout. They rescue Sildar and learn from him that Gundren and his brothers discovered a famous lost mine. Sildar knows only that Gundren and his map have been taken to somewhere called "Cragmaw Castle."

In part 2, "Phandalin," the characters arrive in Phandalin to find it terrorized by the Redbrands, a gang



of miscreants led by a mysterious figure called Glasstaff. A number of interesting NPCs can also be found in Phandalin, laying the hooks for short adventures in part 3. The Redbrands try to run the characters out of town, so the characters return the favor and storm the Redbrand lair. In a hidden stronghold beneath an old manor, they find that Iarno “Glasstaff” Albrek, the leader of the Redbrands, is taking his orders from someone called the Black Spider—and that the Black Spider wants the adventurers out of the picture.

Part 3, “The Spider’s Web,” provides the characters with several short adventures in the region around Phandalin as they search for more information about the Black Spider and the dwarves’ lost mine. The clues the characters picked up in Phandalin can lead them to spy on a mysterious wizard at the ruins of Old Owl Well, seek the advice of a dangerous banshee, oust a band of orcs lurking at Wyvern Tor, and investigate the ruins of the town of Thundertree.

Several of these leads point to Cragmaw Castle, which is the stronghold of King Grol, leader of the Cragmaw goblins. Here the characters discover that the Black Spider is a drow adventurer named Nezznar, and that the Cragmaw goblins work for him (drow are elves who hail from a realm deep underground). More importantly, they recover Gundren Rockseeker’s map to the lost mine, or learn the mine’s location from one of the other leads they unearth during part 3.

Following the map or the directions to the lost mine brings the characters to part 4, “Wave Echo Cave.” That lost underground complex is now overrun by undead and strange monsters. Nezznar the Black Spider is there with his loyal followers, exploring the mines and searching for the legendary Forge of Spells. The adventurers have the opportunity to avenge Gundren Rockseeker, to ensure the prosperity and security of Phandalin by clearing the rich mine of its monsters, and to put an end to the troublemaking of the Black Spider—if they can survive the dangers of the Lost Mine of Phandelver.

## ADVENTURE HOOK

You can let players invent their own reasons for visiting Phandalin, or you can use the following adventure hook. The backgrounds and secondary goals on the character sheets also provide characters with motivations for visiting Phandalin.

**Meet Me in Phandalin.** The characters are in the city of Neverwinter when their dwarf patron and friend, Gundren Rockseeker, hires them to escort a wagon to Phandalin. Gundren has gone ahead with a warrior, Sildar Hallwinter, to attend to business in the town while the characters follow with the supplies. The characters will be paid 10 gp each by the owner of Barthen’s Provisions in Phandalin when they deliver the wagon safely to that trading post.

## THE FORGOTTEN REALMS

Just like a fantasy novel or movie, an adventure is set in a larger world. In fact, the world can be anything that the DM and players can imagine. It could be a swords-and-sorcery setting at the dawn of civilization, where barbarians battle evil sorcerers, or a post-apocalyptic fantasy where elves and dwarves wield magic amid the

wreckage of a technological civilization. Most D&D settings are somewhere between those two extremes: worlds of medieval high fantasy with knights and castles, as well as elven cities, dwarven mines, and fearsome monsters.

The world of the Forgotten Realms is one such setting, and that’s where the story in this adventure takes place. In the Realms, knights dare the crypts of the fallen dwarf kings of Delzoun, seeking glory and treasure. Rogues prowl the dark alleyways of teeming cities such as Neverwinter and Baldur’s Gate. Clerics in the service of gods wield mace and spell, questing against the terrifying powers that threaten the land. Wizards plunder the ruins of the fallen Netherese empire, delving into secrets too dark for the light of day. Dragons, giants, demons, and unimaginable abominations lurk in dungeons, caverns, ruined cities, and the vast wild places of the world.

On the roads and rivers of the Realms travel minstrels and peddlers, merchants and guards, soldiers, sailors, and steel-hearted adventurers carrying tales of strange, glorious, faraway places. Good maps and clear trails can take even an inexperienced youth with dreams of glory far across the world. Thousands of restless would-be heroes from backcountry farmsteads and sleepy villages arrive in Neverwinter and the other great cities every year in search of wealth and renown.

Known roads may be well traveled, but they aren’t necessarily safe. Fell magic, deadly monsters, and cruel local rulers are all perils that you face when you travel in the Forgotten Realms. Even farms and freeholds within a day’s walk of a city can fall prey to monsters, and no place is safe from the sudden wrath of a dragon.

The regional map shows just a tiny part of this vast world, in a region called the Sword Coast. This is a region of adventure, where daring souls delve into the wreckage of ancient strongholds and explore ruins of long-lost cultures. Amid a wilderness of jagged, snow-capped peaks, alpine forests, lawlessness, and monsters, the coast holds the greatest bastions of civilization, including the coastal city of Neverwinter.

### ROLEPLAYING AND INSPIRATION

One of the things that you can do as the DM is reward players for roleplaying their characters well.













Each of the characters included in this set has two personality traits (one positive and one negative), an ideal, a bond, and a flaw. These elements can make the character easier and more fun to roleplay. **Personality traits** provide a glimpse into the character’s likes, dislikes, accomplishments, fears, attitude, or mannerisms. An **ideal** is something that the character believes in or strives for above all else. A character’s **bond** represents a connection to a person, place, or event in the world—someone the character cares about, a place the holds a special connection, or a treasured possession. A **flaw** is a characteristic that someone else can exploit to bring the character to ruin or cause the character to act against his or her best interests.

When a player roleplays a negative personality trait or gives in to a drawback presented by a bond or a flaw, you can give that player’s character one **inspiration** as a reward. The player can then spend it when his or her character makes an ability check, an attack roll, or a saving throw. Spending inspiration gives the character advantage on the roll. A clever player might spend the inspiration to counteract disadvantage on a roll.

A character can have only one inspiration at a time.






-  City
-  Town
-  Ruins
-  Point of Interest
-  Peak
-  Road
-  Trail
-  River
-  Forest
-  Marsh
-  Hills
-  Mountains







## PART 1: GOBLIN ARROWS

The adventure begins as the player characters are escorting a wagon full of provisions and supplies from Neverwinter to Phandalin. The journey takes them south along the High Road to the Triboar Trail, which heads east (as shown on the overland map). When they're a half-day's march from Phandalin, they run into trouble with goblin raiders from the Cragmaw tribe.

Read the boxed text when you're ready to start. If you create a different adventure hook, skip to the second paragraph and adjust the details as necessary, ignoring the information about driving the wagon.

In the city of Neverwinter, a dwarf named Gundren Rockseeker asked you to bring a wagonload of provisions to the rough-and-tumble settlement of Phandalin, a couple of days' travel southeast of the city. Gundren was clearly excited and more than a little secretive about his reasons for the trip, saying only that he and his brothers had found "something big," and that he'd pay you ten gold pieces each for escorting his supplies safely to Barthen's Provisions, a trading post in Phandalin. He then set out ahead of you on horse, along with a warrior escort named Sildar Hallwinter, claiming he needed to arrive early to "take care of business."

You've spent the last few days following the High Road south from Neverwinter, and you've just recently veered east along the Triboar Trail. You've encountered no trouble so far, but this territory can be dangerous. Bandits and outlaws have been known to lurk along the trail.

Before continuing with the adventure, take a few minutes to do the following:

- Encourage the players to introduce their characters to each other if they haven't done so already.
- Ask the players to think about how their characters came to know their dwarf patron, Gundren Rockseeker. Let the players concoct their own stories. If a player is hard-pressed to think of anything, suggest something simple. For example, Gundren could be a childhood friend or someone who helped the player's character get out of a tough scrape. This exercise is a great opportunity for the players to contribute to the adventure's backstory.
- Ask the players to give you the party's marching order and how their characters are traveling. Who's in front, and who's bringing up the rear? If the characters are

escorting Gundren's wagonload of supplies, then one or two characters need to be driving the wagon. The rest of the characters can be riding on the wagon, walking alongside, or scouting ahead, as they like.

### DRIVING THE WAGON

Any character can drive a wagon, and no particular skill is necessary. Two oxen pull the wagon. If no one is holding the reins, the oxen stop where they are.

The wagon is packed full of an assortment of mining supplies and food. This includes a dozen sacks of flour, several casks of salted pork, two kegs of strong ale, shovels, picks, and crowbars (about a dozen each), and five lanterns with a small barrel of oil (about fifty flasks in volume). The total value of the cargo is 100 gp.

When you're ready, continue with the "Goblin Ambush" section.

## GOBLIN AMBUSH

Read the following boxed text to start the encounter:

You've been on the Triboar Trail for about half a day. As you come around a bend, you spot two dead horses sprawled about fifty feet ahead of you, blocking the path. Each has several black-feathered arrows sticking out of it. The woods press close to the trail here, with a steep embankment and dense thickets on either side.

If you are using the "Meet Me in Phandalin" adventure hook, then any character who approaches to make a closer investigation can identify the horses as belonging to Gundren Rockseeker and Sildar Hallwinter. They've been dead about a day, and it's clear that arrows killed the horses. When the characters inspect the scene closer, read the following:

The saddlebags have been looted. Nearby lies an empty leather map case.

Four **goblins** are hiding in the woods, two on each side of the road. They wait until someone approaches the bodies and then attack.

This will likely be the first of many combat encounters in the adventure. Here are the steps you should follow to run it effectively:



- Review the **goblin** stat block in appendix B. Since the goblins are hiding, you'll need to know their Stealth skill modifier: +6.
- Check to see who, if anyone, is surprised. The party cannot surprise the goblins, but the goblins might surprise some or all the characters. Make a Dexterity (Stealth) check for the goblins, rolling once for all of them. Roll a d20, add the goblins' Stealth skill modifier (+6) to the roll, and compare the result to the characters' passive Wisdom (Perception) scores. Any character whose score is lower than the goblins' check result is surprised and loses his or her turn during the first round of combat (see "Surprise" in the rulebook).
- Use the initiative rules in the rulebook to determine who acts first, second, third, and so on. Keep track of everyone's initiative count in the margins of this book or on a separate piece of paper.
- When the time comes for the goblins to act, two of them rush forward and make melee attacks while two goblins stand 30 feet away from the party and make ranged attacks. The goblins' stat block contains the information you need to resolve these attacks. For more information on what the goblins can do on their turn, see chapter 2, "Combat," in the rulebook.
- When three goblins are defeated, the last goblin attempts to flee, heading for the goblin trail.

#### DEVELOPMENTS

In the unlikely event that the goblins defeat the adventurers, they leave them unconscious, loot them and the wagon, then head back to the Cragmaw hideout. The characters can continue on to Phandalin, buy new gear at Barthen's Provisions, return to the ambush site, and find the goblins' trail.

The characters might capture one or more goblins by knocking them unconscious instead of killing them. A character can use any melee weapon to knock a goblin unconscious, succeeding if the attack deals enough damage to drop the goblin to 0 hit points. Once it regains consciousness after a few minutes, a captured goblin can be convinced to share what it knows (see the "What the Goblins Know" sidebar on page 8). A goblin can also be persuaded to lead the party to the Cragmaw hideout while avoiding traps along the way (see the "Goblin Trail" section).

The characters might not find the goblin trail, or they could decide to continue to Phandalin. In that case, skip ahead to part 2, "Phandalin." Elmar Barthen (the owner of Barthen's Provisions) seeks out the characters and informs them that Gundren Rockseeker never arrived. He recounts the goblin troubles and suggests that the characters return to the ambush site to investigate further (after they rest). Barthen also tells the party that Linene Graywind of the Lionshield Coster (see page 16) can provide more information on the goblin attacks.

#### RESTS

The party might need to rest after the goblin ambush, depending on how the battle plays out. See the rulebook for more information on short rests and long rests.

## GOBLIN TRAIL

After the characters defeat the goblins, any inspection of the area reveals that the creatures have been using this place to stage ambushes for some time. A trail hidden behind thickets on the north side of the road leads northwest. A character who succeeds on a DC 10 Wisdom (Survival) check recognizes that about a dozen goblins have come and gone along the trail, as well as signs of two human-sized bodies being hauled away from the ambush site.

The party can easily steer the wagon away from the road and tie off the oxen while the group pursues the goblins.

The trail leads five miles northwest and ends at the Cragmaw hideout (see that section). Ask the players to determine the party's marching order as the characters move down the trail. The order is important, because the goblins have set two traps to thwart pursuers.

**Snare.** About 10 minutes after heading down the trail, a party on the path encounters a hidden snare. If the characters are searching for traps, the character in the lead spots the trap automatically if his or her passive Wisdom (Perception) score is 12 or higher. Otherwise, the character must succeed on a DC 12 Wisdom (Perception) check to notice the trap. If the character fails to notice the trap, he or she triggers the snare and must succeed on a DC 10 Dexterity saving throw. On a failure, the character is suspended upside down 10 feet above the ground. The character is restrained until 1 or more slashing damage is dealt to the snare's cord. (See the appendix in the rulebook for the effect of being restrained.) A character who isn't carefully lowered down takes 1d6 bludgeoning damage from the fall.

**Pit.** Another 10 minutes down the trail is a pit the goblins have camouflaged. The pit is 6 feet wide, 10 feet deep, and it triggers when a creature moves across it. The character in the lead spots the hidden pit automatically if his or her passive Wisdom (Perception) score is 15 or higher. Otherwise, the character must succeed on a DC 15 Wisdom (Perception) check to spot the hidden pit. If the trap isn't detected, the lead character must succeed on a DC 10 Dexterity saving throw or fall in, taking 1d6 bludgeoning damage. The pit's walls are not steep, so no ability check is required to scramble out.

## AWARDING EXPERIENCE POINTS

Defeating the goblin ambushers and finding the Cragmaw hideout completes a story milestone. When the party arrives at the hideout, award each character 75 XP. Make sure the players record this gain on their character sheets.

## Cragmaw Hideout

The Cragmaw tribe of goblins has established a hideout from which it can easily harass and plunder traffic moving along the Triboar Trail or the path to Phandalin. The Cragmaw tribe is so named because each member of the tribe sharpens its teeth so they appear fierce and jagged.

The leader of the Cragmaw bandits lairing here is a bugbear named Klarg, who has orders from the chief of the Cragmaws to plunder any poorly defended caravans or travelers that come this way. A few days ago, a messenger from Cragmaw Castle brought new instructions: Waylay the dwarf Gundren Rockseeker and anyone traveling with him.



## GENERAL FEATURES

The Cragmaw cave slopes steeply upward. The entrance is at the foot of a good-sized hill, and the caves and passages are inside the hill itself.

**Ceilings.** Most of the caves and passages have steeply sloping ceilings that create stalactite-covered vaults rising 20 to 30 feet above the floor.

**Light.** Areas 1 and 2 are outside. The rest of the complex is dark unless stated otherwise. The boxed text for those locations assumes that the characters have darkvision or a light source.

**Rubble.** Areas of crumbling rock and gravel are difficult terrain (see “Difficult Terrain” in the rulebook).

**Sound.** The sound of water in the cave muffles noises to any creatures that aren’t listening carefully. Creatures can make a DC 15 Wisdom (Perception) check to attempt to hear activity in nearby chambers.

**Stalagmites.** These upthrust spires of rock can provide cover (see “Cover” in the rulebook).

**Stream.** The stream that flows through the complex is only 2 feet deep, cold, and slow moving, allowing creatures to easily wade through it.

### WHAT THE GOBLINS KNOW

If the characters capture or charm any of the goblins here, the goblins can be persuaded to divulge some useful information:

- Fewer than twenty goblins currently dwell in the lair.
- Their leader is a bugbear named Klarg. He answers to King Grol, chief of the Cragmaw tribe, who dwells in Cragmaw Castle. (The goblins can provide basic directions to Cragmaw Castle. It’s about twenty miles northeast of the Cragmaw hideout, in Neverwinter Wood.)
- Klarg received a messenger goblin from King Grol a few days ago. The messenger told him that someone named the Black Spider was paying the Cragmaws to watch out for the dwarf Gundren Rockseeker, capture him, and send him and anything he was carrying back to King Grol. Klarg followed his orders. Gundren was ambushed and taken along with his personal effects, including a map.
- The dwarf and his map were delivered to King Grol, as instructed. The dwarf’s human companion is being held in the “eating cave” (area 6).

## 1. CAVE MOUTH

The trail from the goblin ambush site leads to the entrance of the Cragmaw hideout.

Following the goblins’ trail, you come across a large cave in a hillside five miles from the scene of the ambush. A shallow stream flows out of the cave mouth, which is screened by dense briar thickets. A narrow dry path leads into the cave on the right-hand side of the stream.

The thicket in area 2 is impenetrable from the west side of the stream.

### DEVELOPMENTS

The goblins in area 2 are supposed to be keeping watch on this area, but they are not paying attention. (Goblins can be lazy that way.) However, if the characters make a lot of noise here—for example, loudly arguing about what

to do next, setting up a camp, cutting down brush, and so on—the goblins in area 2 notice and attack them through the thicket, which provides the goblins with three-quarters cover (see the rulebook for rules on cover).

## 2. GOBLIN BLIND

When the characters cross to the east side of the stream, they can see around the screening thickets to area 2. This is a goblin guard post, though the goblins here are bored and inattentive.

On the east side of the stream flowing from the cave mouth, a small area in the briar thickets has been hollowed out to form a lookout post or blind. Wooden planks flatten out the briars and provide room for guards to lie hidden and watch the area—including a pair of goblins lurking there right now!

Two **goblins** are stationed here. If the goblins notice intruders in area 1, they open fire with their bows, shooting through the thickets and probably catching the characters by surprise. If the goblins don’t notice the adventurers in area 1, they spot them when they splash across the stream, and neither side is surprised.

Characters moving carefully or scouting ahead might be able to surprise the goblin lookouts. Have each character who moves ahead make a Dexterity (Stealth) check contested by the goblins’ passive Wisdom (Perception) score to avoid being surprised. See the rulebook for more information on ability check contests.

**Thickets.** The thickets around the clearing are difficult terrain, but they aren’t dangerous—just annoying. They provide half cover to creatures attacking through them. (See “Difficult Terrain” and “Cover” in the rulebook for more information.)

## 3. KENNEL

The Cragmaws keep a kennel of foul-tempered wolves that they are training for battle.

Just inside the cave mouth, a few uneven stone steps lead up to a small, dank chamber on the east side of the passage. The cave narrows to a steep fissure at the far end, and is filled with the stench of animals. Savage snarls and the sounds of rattling chains greet your ears where two wolves are chained up just inside the opening. Each wolf’s chain leads to an iron rod driven into the base of a stalagmite.

Three **wolves** are confined here. They can’t reach targets standing on the steps, but all three attack any creature except a goblin that moves into the room (see the “Developments” section). Goblins in nearby caves ignore the sounds of fighting wolves, since they constantly snap and snarl at each other.

A character who tries to calm the animals can attempt a DC 15 Wisdom (Animal Handling) check. On a success, the wolves allow the character to move throughout the room. If the wolves are given food, the DC drops to 10.

**Fissure.** A narrow opening in the east wall leads to a natural chimney that climbs 30 feet to area 8. At the base of the fissure is rubbish that’s been discarded through





the opening above. A character attempting to ascend or descend the chimney shaft must make a DC 10 Strength (Athletics) check. If the check succeeds, the character moves at half speed up or down the shaft, as desired. On a check result of 6–9, the character neither gains nor loses ground; on a result of 5 or less, the character falls and takes 1d6 bludgeoning damage per 10 feet fallen, landing prone at the base of the shaft.

#### DEVELOPMENTS

If the wolves are goaded by enemies beyond their reach, they are driven into a frenzy that allows them to yank the iron rod securing their chains out of the floor. Each round that any character remains in sight, the wolves attempt a single DC 15 Strength check. On the first success, they loosen the rod and the DC drops to 10. On a second success, they yank the rod loose, bending it so that their chains are freed.

A goblin or bugbear can use its action to release one wolf from its chain.

#### 4. STEEP PASSAGE

From this point on, characters without darkvision will need light to see their surroundings.

The main passage from the cave mouth climbs steeply upward, the stream plunging and splashing down its west side. In the shadows, a side passage leads west across the other side of the stream.

#### ADVENTURE MAPS

Maps that appear in this adventure are for the DM's eyes only. A map not only shows an adventure location in its entirety but also shows secret doors, hidden traps, and other elements the players aren't meant to see—hence the need for secrecy.

Maps are best used to show multiroom lairs and other locations that have many places to explore. Therefore, not every location needs a map.

When the players arrive at a location marked on a map, you can either rely on a verbal description to give them a clear mental picture of the location, or you can draw what they see on a separate piece of graph paper, copying what's on your map while omitting details as appropriate.

**Scale and Grid.** A scale allows you to measure distances and dimensions accurately, which is important for combat encounters, magical effects, and light sources, among other things. Indoor maps use grid squares that are either 5 feet on a side or 10 feet on a side.

**Compass Rose.** A compass rose comes in handy when you're describing locations. For instance, you might need to tell players about "barrels along the north wall" or "the staircase descending to the west."

Characters using light or darkvision to look farther up the passage spot the bridge at area 5. Add:

In the shadows of the ceiling to the north, you can just make out the dim shape of a rickety bridge of wood and rope crossing over the passage ahead of you. Another passage intersects this one, twenty feet above the floor.



Any character who can see the bridge in area 5 might also notice the goblin guarding the bridge. Doing so requires a Wisdom (Perception) check contested by the goblin's Dexterity (Stealth) check result.

The goblin notices the characters if they carry any light or don't use stealth as they approach the bridge. The goblin does not attack. Instead, it attempts to sneak away to the east to inform its companions in area 7 to release a flood (see the "Flood!" section of area 5). The goblin moves undetected if its Dexterity (Stealth) check exceeds the passive Wisdom (Perception) score of any character who might notice its movements.

**Western Passage.** This passage is choked with rubble and has steep escarpments. Treat the area as difficult terrain (see "Difficult Terrain" in the rulebook).

The ledge between the two escarpments is fragile. Any weight in excess of 100 pounds loosens the whole mass and sends it tumbling down to the east. Any creature on the ledge when it falls must make a DC 10 Dexterity saving throw, taking 2d6 bludgeoning damage on a failure, or half as much damage on a success. The creature also falls prone on a failed save (see "Being Prone" in the rulebook).

## 5. OVERPASS

Where a high tunnel passes through the larger tunnel cavern below, the goblins have set up a bridge guard post.

The stream passage continues up beyond another set of uneven steps ahead, bending eastward as it goes. A waterfall sounds out from a larger cavern somewhere ahead of you.

If the characters didn't spot the bridge while navigating area 4, they spot it now. Add:

A rickety bridge spans the passage, connecting two tunnels that are 20 feet above the stream.

One **goblin** stands watch on the bridge. It is hiding, and characters can spot it by succeeding on a Wisdom (Perception) check contested by the goblin's Dexterity (Stealth) check. This guard is lazy and inattentive. If no characters are using light sources, each character can attempt a Dexterity (Stealth) check against the goblin's passive Wisdom (Perception) score to creep by without being noticed.

If the goblin spots the adventurers, it signals the goblins in area 7 to release a flood (see the "Flood!" section), then throws javelins down at the characters.

**Bridge.** This bridge spans the passage 20 feet above the stream. It's possible to climb up the cavern walls from the lower passage to the bridge. The 20-foot-high walls are rough but slick with spray, requiring a successful DC 15 Strength (Athletics) check to climb.

The bridge has an Armor Class (AC) of 5 and 10 hit points. If the bridge is reduced to 0 hit points, it collapses. Creatures on the collapsing bridge must succeed on a DC 10 Dexterity saving throw or fall, taking 2d6 bludgeoning damage and landing prone (see "Being Prone" in the rulebook). Those who succeed hold onto the bridge and must climb it to safety.

## FLOOD!

The large pools in area 7 have collapsible walls that can be yanked out of place to release a surge of water down the main passage of the lair. In the round after the goblins in area 7 are signaled by the lookout in area 5, they start knocking away the supports. In the following round on the goblins' initiative count, a water surge pours from area 7 down to area 1.

The passage is suddenly filled with a mighty roar, as a huge surge of rushing water pours down from above!

The flood threatens all creatures in the tunnel. (Creatures on the bridge at area 5 are out of danger, as are any characters successfully climbing the cavern walls.) Any creature within 10 feet of the disused passage at area 4 or the steps leading up to area 3 can attempt a DC 10 Dexterity saving throw to avoid being swept away. A creature that fails to get out of the way can attempt a DC 15 Strength saving throw to hold on. On a failed save, the character is knocked prone and washed down to area 1, taking 1d6 bludgeoning damage along the way.

The goblins in area 7 can release a second flood by opening the second pool, but they don't do this unless the goblin on the bridge tells them to. The goblin on the bridge waits to see if the first flood got rid of all the intruders before calling for the second to be released.

## 6. GOBLIN DEN

The Cragmaw raiders stationed in the hideout use this area as a common room and barracks.

This large cave is divided in half by a ten-foot-high escarpment. A steep natural staircase leads from the lower portion to the upper ledge. The air is hazy with the smoke of a cooking fire, and pungent from the smell of poorly cured hides and unwashed goblins.

Six **goblins** inhabit this den, and one of them is a leader with 12 hit points. The five ordinary goblins tend the cooking fire in the lower (northern) part of the cave near the entrance passage, while the leader rests in the upper (southern) part of the cave.

**Sildar Hallwinter**, a human warrior, is held prisoner in this chamber. He is securely bound on the southern ledge of the cavern. The goblins have been beating and tormenting him, so he is weak and at 1 hit point.

The goblin leader, Yeemik, is second-in-command of the whole hideout. If he sees that the characters are getting the upper hand, he grabs Sildar and drags him over to the edge of the upper level. "Truce, or this human dies!" he shouts.

Yeemik wants to oust Klarg and become the new boss. If the adventurers agree to parley, Yeemik tries to convince them to kill Klarg in area 8, promising to release Sildar when they bring back the bugbear's head. Sildar groggily warns the characters that they shouldn't trust the goblin, and he's right. If the characters take the deal, Yeemik tries to force them to pay a rich ransom for Sildar even after they complete their part of the bargain.



If the characters refuse to parley, Yeemik shoves Sildar over the edge and continues with the fight. Sildar takes 1d6 bludgeoning damage from the fall, which is enough to drop him to 0 hit points. Quick-acting characters can try to stabilize him before he dies (see “Damage, Healing, and Dying” in the rulebook).

#### ROLEPLAYING SILDAR

Sildar Hallwinter is a kindhearted human male of nearly fifty years who holds a place of honor in the famous griffon cavalry of the great city of Waterdeep. He is an agent of the Lords’ Alliance, a group of allied political powers concerned with mutual security and prosperity. Members of the order ensure the safety of cities and other settlements by proactively eliminating threats by any means, while bringing honor and glory to their leaders and homelands.

Sildar met Gundren Rockseeker in Neverwinter and agreed to accompany him back to Phandalin. Sildar wants to investigate the fate of Iarno Albrek, a human wizard and fellow member of the Lords’ Alliance who disappeared shortly after arriving in Phandalin. Sildar hopes to learn what happened to Iarno, assist Gundren in reopening the old mine, and help restore Phandalin to a civilized center of wealth and prosperity.

Sildar provides the characters with four pieces of useful information:

- The three Rockseeker brothers (Gundren, Tharden, and Nundro) recently located an entrance to the long-lost Wave Echo Cave, site of the mines of the Phandelver’s Pact. (Share the information in the first two paragraphs of the “Background” section to the players at this time.)
- Klarg, the bugbear who leads this goblin band, had orders to waylay Gundren. Sildar heard from the goblins that the Black Spider sent word that the dwarf was to be brought to him. Sildar doesn’t know who or what the Black Spider is.
- Gundren had a map showing the secret location of Wave Echo Cave, but the goblins took it when they captured him. Sildar believes that Klarg sent the map and the dwarf to the chief of the Cragmaws at a place called Cragmaw Castle. Sildar doesn’t know where that might be, but he suggests someone in Phandalin might know. (It doesn’t occur to Sildar immediately, but a captured goblin might also be persuaded to divulge the castle’s location. See the “What the Goblins Know” sidebar on page 8.)
- Sildar’s contact in Phandalin is a human wizard named Iarno Albrek. The wizard traveled to the town two months ago to establish order there. After the Lords’ Alliance received no word from Iarno, Sildar decided to investigate.

Sildar tells the characters that he intends to continue on to Phandalin, since it’s the nearest settlement. He offers to pay the party 50 gp to provide escort. Although he has no money on him, Sildar can secure a loan to pay the characters within a day after arriving in Phandalin. First, he hopes they’ll put a stop to the goblin raids by clearing out the caves.

#### DEVELOPMENTS

If he is rescued and healed, Sildar Hallwinter remains with the party but is anxious to reach Phandalin as quickly as possible. He doesn’t have any weapons or armor, but he can take a shortsword from a defeated goblin or use a weapon loaned to him by a character.

If Sildar joins the party, see the “NPC Party Members” sidebar for tips on how to run him.

#### TREASURE

Yeemik carries a pouch containing three gold teeth (1 gp each) and 15 sp. Sildar’s gear, along with Gundren Rockseeker, was taken to Cragmaw Castle.

#### NPC PARTY MEMBERS

An NPC might join the party, if only for a short time. Here are some tips to help you run an NPC party member:

- Let the characters make the important decisions. They are the protagonists of the adventure. If the characters ask an NPC party member for advice or direction, remember that NPCs make mistakes too.
- An NPC won’t deliberately put himself or herself in harm’s way unless there’s a good reason to do so.
- An NPC won’t treat all party members the same way, which can create some fun friction. As an NPC gets to know the characters, think about which characters the NPC likes most and which ones the NPC likes least, and let those likes and dislikes affect how the NPC interacts with the party members.
- In a combat encounter, keep the NPC’s actions simple and straightforward. Also, look for things that the NPC can do besides fighting. For example, an NPC might stabilize a dying character, guard a prisoner, or help barricade a door.
- If an NPC contributes greatly to the party’s success in a battle, the NPC should receive an equal share of the XP earned for the encounter. (The characters receive less XP as a consequence.)
- NPCs have their own lives and goals. Consequently, an NPC should remain with the party only as long as doing so makes sense for those goals.

## 7. TWIN POOLS CAVE

If the goblins have drained either pool to flood the passage, adjust the following boxed text accordingly.

This cavern is half filled with two large pools of water. A narrow waterfall high in the eastern wall feeds the pool, which drains out the western end of the chamber to form the stream that flows out of the cave mouth below. Low fieldstone walls serve as dams holding the water in. A wide exit stands to the south, while two smaller passages lead west. The sound of the waterfall echoes through the cavern, making it difficult to hear.

Three **goblins** guard this cave. If the goblin in area 5 spotted the characters and warned the goblins here, they are ready for trouble. The noise of the waterfall means that the creatures in area 8 can’t hear any fighting that takes place here, and vice versa. Therefore, as soon as a fight breaks out here, one goblin flees to area 8 to warn Klarg.



**Rock Dams.** The goblins built simple dams to control the flow of water through the heart of the complex. If the goblin sentry in area 5 has called for the goblins here to release a flood, one or both of the pools are mostly empty and the stream is flowing unimpeded.

## 8. KLARG'S CAVE

The leader of the goblinoids insists on keeping the bulk of the raiders' stolen goods in his den. The Cragmaws' plunder from the last month of raiding and ambushing caravans is here.

Sacks and crates of looted provisions are piled up in the south end of this large cave. To the west, the floor slopes toward a narrow opening that descends into darkness. A larger opening leads north down a set of natural stone steps, the roar of falling water echoing from beyond. In the middle of the cavern, the coals of a large fire smolder.

Klarg the **bugbear** shares this cave with his mangy pet **wolf**, Ripper, and two **goblins**. The bugbear is filled with delusions of grandeur and views himself as a mighty warlord just beginning his career of conquest. He is not entirely sane, referring to himself in the third person ("Who dares defy Klarg?" or "Klarg will build a throne

from your bones, puny ones!"). The goblins under his command resent his bullying.

**Fire Pit.** The hot coals in the central fire pit deal 1 fire damage to any creature that enters the fire pit, or 1d6 fire damage to any creature that falls prone there. A creature can take each type of damage only once per round.

**Natural Chimney.** A niche in the western wall forms the top of a shaft that descends 30 feet to area 3. See that area for information on climbing the natural chimney.

**Supplies.** The piles of sacks and crates can provide half cover to any creature fighting or hiding behind them. Most are marked with the image of a blue lion—the symbol of the Lionshield Coster, a merchant company with a warehouse and trading post in Phandalin.

Hidden among the supplies is an unlocked treasure chest belonging to Klarg (see the "Treasure" section). Any character who searches the supplies finds the chest.

## DEVELOPMENTS

If Klarg is warned by the goblins in area 7 that the hideout is under attack, he and his wolf hide behind stalagmites while the goblins take cover behind the piles of supplies, hoping to ambush the characters when they enter the cave.

If Klarg and company are not warned about possible attackers, the characters have a good chance to surprise them. The easiest way for the characters to achieve this is to climb the chimney from area 3, since Klarg does not expect an attack from that direction.

If the wolf is killed, the bugbear attempts to climb down the chimney to area 3 and flee the cave complex.

## TREASURE

The captured stores are bulky, and the characters will need a wagon to transport them. If they return the supplies to the Lionshield Coster in Phandalin (see part 2, "Phandalin"), they earn a reward of 50 gp and the friendship of Linene and her company.

In addition to the stolen provisions, Klarg has a treasure chest that contains 600 cp, 110 sp, two *potions of healing*, and a jade statuette of a frog with tiny golden orbs for eyes (40 gp). The frog statuette is small enough to fit in a pocket or pouch.

## WHAT'S NEXT?

The next stage of the adventure takes place in Phandalin. The adventurers should have plenty of reasons to visit the town:

- If the characters began with the "Meet Me in Phandalin" adventure hook, they can be paid by Barthen's Provisions for delivering the wagonload of supplies.
- If the characters rescued Sildar Hallwinter, the wounded warrior would appreciate an escort to Phandalin (and will pay 50 gp for the service).
- Details contained within the characters' backgrounds might prompt them to seek out specific NPCs in the town.

It's also possible that players might decide to do something different, such as striking out in search of Cragmaw Castle (in part 3 of the adventure). If that's the case, skip ahead to that section.

## AWARDING EXPERIENCE POINTS

Exploring the Cragmaw hideout and defeating Klarg and his allies completes a story milestone. Award each character 275 XP. This should provide enough XP for the characters to attain 2nd level.

Level advancement rules for characters are provided on loose sheets included in this set. Hand these sheets to the players, and allow them to advance their characters to 2nd level before continuing the adventure. Make sure they've recorded their XP totals on their character sheets.

In the next part of the adventure, you'll award XP differently. The characters will earn experience points based on the monsters and traps they overcome, the NPCs they interact with, and the goals they accomplish.

If the adventurers come up with a nonviolent way to neutralize the threat that a monster poses, award them experience points as if they had defeated it.









## PART 2: PHANDALIN

The frontier town of Phandalin is built on the ruins of a much older settlement. Hundreds of years ago, the old Phandalin was a thriving human town whose people were firmly allied with the dwarves and gnomes of the Phandelver's Pact. However, the same orc horde that sacked the mines at Wave Echo Cave laid waste to the settlement, and Phandalin was abandoned for centuries.

In the last three or four years, hardy settlers from the cities of Neverwinter and Waterdeep have begun the hard work of reclaiming the ruins of Phandalin. A bustling frontier settlement has grown up on the site of the old town, and is home now to farmers, woodcutters, fur traders, and prospectors drawn by stories of gold and platinum in the foothills of the Sword Mountains. Unfortunately, more than a few bandits and brigands have settled here as well, taking advantage of the fact that the area has no local lord or authority to chase them off. A gang known as the Redbrands has controlled Phandalin for the past two months, extorting and bullying everyone in town. The gang is led by a mysterious figure known to the townsfolk as Glasstaff.

When the characters first arrive in Phandalin, read:

The rutted track emerges from a wooded hillside, and you catch your first glimpse of Phandalin. The town consists of forty or fifty simple log buildings, some built on old fieldstone foundations. More old ruins—crumbling stone walls covered in ivy and briars—surround the newer houses and shops, showing how this must have been a much larger town in centuries past. Most of the newer buildings are set on the sides of the cart track, which widens into a muddy main street of sorts as it climbs toward a ruined manor house on a hillside at the east side of town.

As you approach, you see children playing on the town green and townsfolk tending to chores or running errands at shops. Many people look up as you approach, but all return to their business as you go by.

If Sildar Hallwinter is with the party, add:

Sildar seems much more at ease.

"My friends," he says, "let us secure lodgings. I'm told the local inn is very quaint."

Sildar's plan is to get some rest at the Stonehill Inn, then search Phandalin for signs of the missing wizard, Iarno Albrek. When his investigation hits a dead end, he sets

up a meeting with Townmaster Harbin Wester (see the "Townmaster's Hall" section).

During this part of the adventure, the characters can visit the various locations in Phandalin and talk to the NPCs there. (See the "Town Description" section for details.) The town is small enough that it takes only a few minutes to stroll from one end to the other. However, the characters arrive late in the day and can't get to more than one or two locations before it's time to seek lodgings for the night.

Some locales the characters should visit include the following:

- **Barthen's Provisions.** If the characters have the wagonload of supplies from the "Meet Me in Phandalin" adventure hook, they are meant to deliver it to this shop.
- **Lionshield Coster.** If the characters retrieved the stolen goods from the Cragmaw hideout, they might want to return them to the rightful owner.
- **Stonehill Inn.** If the characters have Sildar Hallwinter with them, the knight suggests heading for this inn to find lodgings. If the characters are otherwise looking for a place to eat and sleep, they discover that the Stonehill appears to be the best available option.

## ENCOUNTERS IN PHANDALIN

When the characters explore Phandalin, you don't need to keep track of how much time is spent at each location. Instead, imagine that you're directing an old-style western movie. Your goal is to present several scenes in which the adventurers walk into a store or saloon and meet the people there. By interacting with these NPCs, the adventurers learn what the NPCs need or what information they want to share, then can move on to the next location. These scenes are a series of roleplaying encounters that take place over the course of a couple of days of game time.

To begin, ask the players where they want to go and what they want to do in town. For example, you could tell them, "There's an inn, a town hall, a shrine, general stores and trading posts, and a few other homes and businesses. Where do you want to go?" When the players pick a spot, refer to the description in the following section, introduce the NPCs there, and let the interaction begin.

**The Stonehill Inn.** If the players aren't sure what their characters should do, encourage them to begin at the Stonehill Inn. The NPCs there are "pointers" who can direct the characters toward the various adventure opportunities and important rumors that can be found in other parts of the town. By visiting the inn, the characters learn what other places they should visit.



**Redbrand Ruffians.** Sooner or later, the adventurers run into the thugs who run Phandalin. All you need to do is choose when the ruffians appear. After the characters have had a chance to visit several locations in town and talk to the townsfolk, they might decide to go looking for the Redbrands. When they do, run the “Redbrand Ruffians” encounter. Alternatively, if the characters are reluctant to seek out the ruffians, the Redbrands can come looking for them at a time of your choosing.

**Finding Cragmaw Castle.** The characters might want to seek out Cragmaw Castle to find and rescue Gundren Rockseeker. Most of the townsfolk are preoccupied with the Redbrands, and no one in town knows the location of Cragmaw Castle. Qelline Alderleaf, Sildar Hallwinter, and Halia Thornton can offer suggestions on how the party might find someone who knows the location.

## IMPORTANT NPCs

Here is a quick summary of the most important NPCs in Phandalin, and their relevance to the adventure.

<b>Toblen Stonehill</b>	Innkeeper
<b>Elmar Barthen</b>	Owens a trading post; owes money to the party if you are using the “Meet Me in Phandalin” adventure hook
<b>Daran Edermath</b>	Member of the Order of the Gauntlet with a quest for the party
<b>Linene Graywind</b>	Runs a trading post and offers a reward for retrieving her supplies
<b>Halia Thornton</b>	Member of the Zhentarim with a quest for the party
<b>Qelline Alderleaf</b>	Helpful halfling farmer whose son, Carp, knows a secret way into the Redbrands’ hideout
<b>Sister Garaele</b>	Elf cleric of Tymora and Harper agent with a quest for the party
<b>Harbin Wester</b>	Townmaster of Phandalin with a quest for the party
<b>Sildar Hallwinter</b>	Member of the Lords’ Alliance with two quests for the party

## ROLEPLAYING PHANDALIN NPCs

If you’re not sure how to run an NPC, a good way to start is to have the character introduce himself or herself, welcome the adventurers to Phandalin, and ask who they are and what they want. You don’t need to be an actor or stand-up comedian to get good drama or humor out of your NPCs, but if you want to ham it up, here’s some advice:

- **Relax.** Don’t worry about impressing your players with your thespian skills (or lack thereof).
- **Get inside the NPCs’ minds.** Imagine how they might react to the characters, and strive to be realistic.
- **Mug it up.** Scowl, smile, snarl, flutter your eyelashes, pout, cross your eyes, rub your hands together—whatever it takes to make your NPCs come to life.
- **Try different voices.** Borrow distinctive speech patterns from real life, movies, and television. Adjust the volume as appropriate. An NPC can be loud, soft-spoken, or something in between.
- **Keep the game moving.** Let the players steer the interactions with the NPCs.

The characters have no reason to fight ordinary townsfolk. Hence, no game statistics are provided for them. If statistics become necessary, use the **commoner** stat block to represent an adult NPC of any race.

## TOWN DESCRIPTION

Phandalin is small, so the characters can visit multiple locations and NPCs throughout a given day. If the players choose to have their characters split up, they can cover more ground, but you’ll have to take turns running each interaction for each player. Splitting the party also makes the “Redbrand Ruffians” encounter potentially more dangerous.

The following sections detail specific locations in town.

### STONEHILL INN

In the center of town stands a large, newly built roadhouse of fieldstone and rough-hewn timbers. The common room is filled with locals nursing mugs of ale or cider, all of them eyeing you with curiosity.

This modest inn has six rooms for rent (Sildar Hallwinter takes one). If the characters decide to stay here, see “Food, Drink, and Lodging” in the rulebook for pricing. (The characters’ other alternative for lodging is to camp outside the town, or to persuade a farmer such as Daran Edermath or Qelline Alderleaf to let them sleep in a hayloft.)

The proprietor is a short, friendly young human male named Toblen Stonehill. Toblen is a native of the town of Triboar to the east. He came to Phandalin to prospect, but soon realized that he knew a lot more about running an inn than he did about mining. The new town offered a good opportunity to become established. Toblen is upset that the Redbrands have been allowed to terrorize the town, and that Harbin Wester, the townmaster, has done nothing to curtail them. However, he tries not to stir up trouble for fear that the Redbrands might retaliate against his wife and children.

**Rumors.** Spending a little time in the common room and chatting up the townspeople can provide the characters with a number of good leads to explore in and around town. NPCs present in the Stonehill Inn and the rumors they pass on include:

- Narth, an old farmer: “Sister Garaele, who oversees the Shrine of Luck, recently left town for a few days, then returned wounded and exhausted.” (See the “Shrine of Luck” section for more information.)
- Elsa, a gossipy barmaid: “Daran Edermath, the orchard keeper, is a former adventurer.” (See the “Edermath Orchard” section for more information.)
- Lanar, a miner: “Orc raiders have been seen on the east end of Triboar Trail. The townmaster is looking for someone to run them off.” (See the “Townmaster’s Hall” section for more information.)
- Trilena, the innkeeper’s wife: “Thel Dendrar, a local woodcarver, stood up to the Redbrands a tenday ago when they came by his shop and leered at his wife. The ruffians murdered him. Several townsfolk saw it happen. The Redbrands grabbed his body, and now his wife, daughter, and son have gone missing too.” (Unknown



- to Trilena and the other townsfolk, the Redbrands took Thel's wife and children to their secret hideout.)
- Pip, Toblen's young son: "Qelline Alderleaf's son Carp said he found a secret tunnel in the woods, but Redbrands almost caught him." (See the "Alderleaf Farm" section for more information.)
- Freda, a weaver: "The Redbrands hassle every business in town, except for the Phandalin Miner's Exchange. They don't want trouble with Halia Thornton, who runs it." (See the "Phandalin Miner's Exchange" section for more information.)

These leads should point the characters toward opportunities for adventure in and around Phandalin. In addition, any NPC at the inn can tell the characters that the Redbrands frequent the Sleeping Giant tap house at the east end of town—and that the ruffians are trouble.

## BARTHEN'S PROVISIONS

Barthen's is the biggest trading post in Phandalin. Its shelves stock most ordinary goods and supplies, including backpacks, bedrolls, rope, and rations. The place is open from sunup to sundown. Barthen's does not stock weapons or armor, but characters can purchase other adventuring gear here, with the exception of items that cost more than 25 gp. (For prices, see "Adventuring Gear" in the rulebook.) Characters in need of weapons or armor are directed to the Lionshield Coster (see that section).

The proprietor is Elmar Barthen, a lean and balding human male shopkeeper of fifty years with a kindly manner. He employs a couple young clerks (Ander and Thistle) who help load and unload wagons, and who wait on customers when Barthen isn't around.

**Delivering the Supplies.** If the characters began play with the "Meet Me in Phandalin" adventure hook, their orders are to deliver the wagon of supplies to Barthen's. Barthen pays the agreed amount (10 gp to each character) and takes possession of the wagon and its supplies. If the characters tell him of Gundren Rockseeker's capture, Barthen is saddened by the news and encourages the party to find and rescue the dwarf. He considers Gundren a friend and was excited by talk of discovering the lost mine of the Phandelver's Pact in the nearby hills. If the party hasn't already learned details of the mine from Sildar Hallwinter, a character who succeeds on a DC 15 Intelligence (History) check can relate the information from the first two paragraphs of the "Background" section at the start of the adventure.

Barthen also mentions that two more Rockseeker brothers, Nundro and Tharden, are camped somewhere outside town. Barthen hasn't seen them in a tenday and expects the brothers to return "any day now" to resupply. What Barthen doesn't know is that Tharden is dead and Nundro is a prisoner in the mine. See part 4, the "Wave Echo Cave" section, for more information.

**Barthen's News.** If the characters ask Barthen how business is going, the shopkeeper tells them that the Redbrands are making it hard on everyone, shaking down local businesses and flouting the townmaster's authority. If the characters seem of a mind to do something about it, he tells them that the Redbrands frequent the Sleeping Giant tap house.

## EDERMATH ORCHARD

Daran Edermath is a retired adventurer who lives in a tidy little cottage beside an apple orchard. A fit, silver-haired half-elf well over a hundred years old, Daran is a fighter who served as a marshal and herald for many years in the lands of the Dragon Coast, far to the southeast. Upon retiring, he returned to the Neverwinter region, his original home.

Daran is a member of the Order of the Gauntlet, a devout and vigilant group that seeks to protect others from the depredations of evildoers. The order is always vigilant, ready to smite evil, enforce justice, and enact retribution against any who try to subjugate or harm others. Though he is no longer active in the order, he keeps an eye on happenings around Phandalin. He is happy to trade news with fellow adventurers, especially those who appear to hold to these virtues.

Daran is concerned about the Redbrands, and he would like to see a group of adventurers teach the ruffians a lesson. He tells the characters that it's time someone took a stand against the Redbrands' leader, Glasstaff. Daran knows the Redbrands hang around the Sleeping Giant tap house, but he can also tell the characters that the main Redbrand safe house lies under Tresendar Manor, the ruin at the east edge of town. (See the "Tresendar Manor" section for more information.)

**Quest: Old Owl Trouble.** Daran has heard stories from prospectors in the hills northeast of Phandalin that someone is digging around in the ruins known as Old Owl Well. More disturbingly, several prospectors have reported being chased from the area by undead. He asks the characters to visit the ruins, a couple days march northeast of Phandalin, and find out who's there and what they're up to. Daran knows that the ruins are an old watchtower of an ancient magical empire known as Netheril, and he worries that dangerous magic might be dormant there. If the party pursues this quest, see "Old Owl Well" (page 29).

## JOINING THE ORDER OF THE GAUNTLET

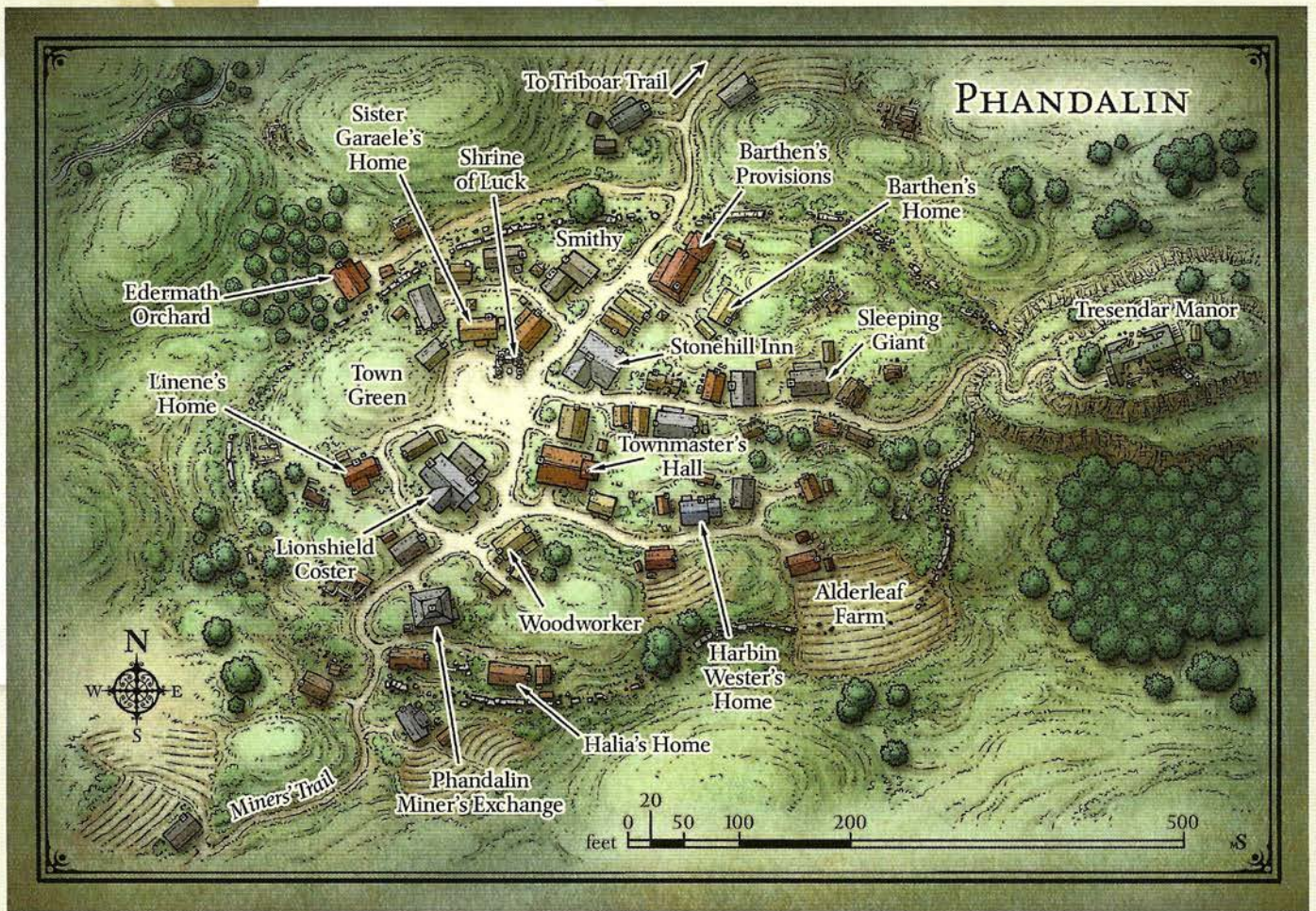
If the party deals with the Redbrands and investigates Old Owl Well, Daran Edermath privately approaches certain members of the group to urge them to join the Order of the Gauntlet. He speaks with those who exemplify the virtues of the order, such as honor and vigilance. If a character agrees, Daran awards the person the title of Chevall.

## LIONSHIELD COSTER

Hanging above the front door of this modest trading post is a sign shaped like a wooden shield with a blue lion painted on it.

This building is owned by the Lionshields, a merchant company based in the city of Yartar, over a hundred miles to the east. They ship finished goods to Phandalin and other small settlements throughout the region, but this outpost has been hard hit by banditry. The most recent Lionshield caravan due in Phandalin never arrived. (It was attacked and its cargo captured by the Cragmaw goblins.)





The master of the Phandalin post is a sharp-tongued human woman of thirty-five named Linene Graywind. She knows that bandits have raided Lionshield caravans, but she doesn't know who is responsible.

In a back room, Linene keeps a supply of armor and weapons, all of which are for sale to interested buyers. (For prices, see "Adventuring Gear" in the rulebook.) Linene has a few scruples, however, and won't sell weapons to anyone she thinks might be a threat to the town. Among those with whom she refuses to do business are the Redbrands. She warns the characters that the ruffians are trouble and advises them to avoid the Sleeping Giant tap house.

**Recovered Goods.** If the characters return the stolen goods found in area 8 of the Cragmaw hideout (or if they left the goods but reveal where they can be found), Linene gives them a reward of 50 gp and promises to help the adventurers any way she can.

## PHANDALIN MINER'S EXCHANGE

The Miner's Exchange is a trading post where local miners have their valuable finds weighed, measured, and paid out. In the absence of any local lord or authority, the exchange also serves as an unofficial records office, registering claims to various streams and excavations around the area. There isn't any real gold rush in Phandalin, but enough wealth is hidden in the nearby streams and valleys to support a good number of independent prospectors.

The exchange is a great place to meet people who spend a lot of time out and about in the countryside surrounding Phandalin. The guildmaster is an ambitious and calculating human woman named Halia Thornton. In her attempts to establish the Miner's Exchange as the closest thing the town has to a governing authority, she acts as more than a simple merchant. She is also an agent of the Zhentarim, a powerful organization that seeks to exert secret control over the North through wealth and influence. Halia is working slowly to bring Phandalin under her control, and can become a valuable patron to the characters if they don't cross her.

Halia doesn't know the location of Cragmaw Castle, but she has heard that the Redbrands have a goblin minion serving them. She suggests the goblin might know the location. She leverages this information to try to persuade the characters into helping her deal with the Redbrands.

**Quest: Halia's Job Offer.** If approached by characters she believes she can control, Halia explains that the Redbrands are a problem. She tells how the ruffians loiter around the Sleeping Giant tap house and have a base under Tresendar Manor, on the east edge of town. She then offers the characters 100 gp to eliminate the Redbrand leader, whom the outlaws call Glasstaff, and bring her any correspondence found in the leader's quarters. Halia doesn't reveal that she wants to take over the Redbrand operation herself. A DC 15 Wisdom (Insight) check indicates she has ulterior motives for wanting the Redbrand leader dead.



## JOINING THE ZHENTARIM

If the party disposes of the Redbrand leader, Halia Thornton approaches certain members of the group to urge them to join the Zhentarim. She speaks with those who share the Zhentarim's pursuits, such as wealth and power. Even if the party wipes out the Redbrand gang, Halia might still extend the offer in an effort to gain friends (and spies) within the party. If a character agrees, Halia gives the individual the title of Fang.

## ALDERLEAF FARM

A wise female halfling of forty-five, Qelline Alderleaf is a pragmatic farmer who seems to know everything that goes on in town. She is a kind host, and is willing to let the characters stay in her hayloft if they don't want to stay at the Stonehill Inn.

**Carp's Story.** Qelline's son, Carp, is a spirited and precocious halfling lad of ten years. He is enchanted by the idea of being an adventurer and says that he was playing in the woods near Tresendar Manor when he found a secret tunnel in a thicket. A couple of "big ugly bandits" came out of the tunnel when he was there, and met with a pair of Redbrands. They didn't see him, but it was close. Carp thinks that the bandits have a secret lair under the old manor house. He can take the characters to the tunnel or provide them with directions to the location. The tunnel leads to area 8 in the Redbrand hideout.

**Quest: Reidoth the Druid.** Qelline is a longtime friend of a druid named Reidoth. If she figures out that the characters are looking for specific sites in the area, such as Cragmaw Castle or Wave Echo Cave, she suggests that they visit Reidoth and ask for his help, "since there's not an inch of the land he doesn't know." She tells the characters that Reidoth recently set out for the ruins of a town called Thundertree, just west of the Neverwinter Wood. The ruins are about fifty miles northwest of Phandalin, and she provides directions so the characters can easily find the place. If the party pursues this quest, see "Ruins of Thundertree" (page 30).

## SHRINE OF LUCK

Phandalin's only temple is a small shrine made of stones taken from the nearby ruins. It is dedicated to Tymora, goddess of luck and good fortune.

The shrine is in the care of a scholarly acolyte named Sister Garaele, a zealous young elf who despairs of ever ridding Phandalin of the Redbrands. Sister Garaele is a member of the Harpers, a scattered network of adventurers and spies who advocate equality and covertly oppose the abuse of power. The Harpers gather information throughout the land to thwart tyrants and any leader, government, or group that grows too strong. They aid the weak, the poor, and the oppressed. Sister Garaele regularly reports to her superiors on events in and around Phandalin.

**Quest: The Banshee's Bargain.** Recently, Garaele's superiors asked her to undertake a delicate mission. They wanted her to persuade a banshee named Agatha to answer a question about a spellbook. Garaele sought out Agatha in her lair, but the creature did not appear for her.

Garaele desires an intermediary to bring Agatha a suitable gift, a jeweled silver comb, and persuade the creature to tell what she knows about the location of

a spellbook belonging to a legendary mage named Bowgentle. Sister Garaele believes that a character who flatters Agatha's vanity might be able to trade the comb for an answer. She offers the quest to the characters and offers them three *potions of healing* as payment for their efforts. If the party pursues this quest, see "Conyberry and Agatha's Lair" (page 28).

## JOINING THE HARPERS

If the party helps Garaele learn the fate of Bowgentle's spellbook, the elf privately approaches certain members of the group to urge them to join the Harpers. She speaks with those who exemplify the virtues of the network and possess a desire to enact positive change through information and secrecy. If a character agrees, Sister Garaele awards the individual the title of Watcher.

## THE SLEEPING GIANT

This rundown tap house is a dirty, dangerous watering hole at the end of Phandalin's main street. It is frequented by Redbrand thugs and operated by a surly female dwarf named Grista. If the characters choose to visit the place, run the "Redbrand Ruffians" encounter.

## TOWNMASTER'S HALL

The townmaster's hall has sturdy stone walls, a pitched wooden roof, and a bell tower at the back. Posted on a board next to the front door is a notice written in Common. It reads: "REWARD—Orcs near Wyvern Tor! Those of a mind to face the orc menace should inquire within." The notice bears the town's seal and an indecipherable signature.

Phandalin has no functioning government, but the townsfolk elect someone to serve as townmaster each year. The townmaster serves as a judge in minor disputes and keeps any records that need to be kept. The current townmaster is a male human banker named Harbin Wester—a fat, pompous old fool. Completely intimidated by the Redbrands, he claims that they're "just a mercenary guild, and not all that much trouble, really."

The townmaster's hall has a small but serviceable jail in the cellar. The jail consists of two cells, and Harbin carries keys to the cell doors.

**Quest: Orc Trouble.** Harbin is looking for someone to head east on the Triboar Trail, where travelers have reported trouble with a band of orcs near Wyvern Tor. He offers 100 gp to any group that can take care of the problem. If the party pursues this quest, see "Wyvern Tor" (page 35).

**Quest: Finding Cragmaw Castle.** After resting at the Stonehill Inn, Sildar Hallwinter establishes himself at the townmaster's hall. As an agent of the Lords' Alliance, his goal is to bring law and order to Phandalin. As such, he wants to find the lost mine of Wave Echo Cave and help the Rockseeker brothers put it back into production, believing that bringing prosperity to the region will help civilize the town.

Sildar also encourages the characters to keep up the pressure on the Cragmaw goblins. He offers the party a 500 gp reward if they can locate Cragmaw Castle and



defeat or drive off the tribe's chieftain. Sildar suggests the party might find the castle by searching the lands around the Triboar Trail for more raiding parties (see "Wilderness Encounters" in the "Triboar Trail" section of part 3).

**Quest: Finding Iarno.** After questioning several locals, Sildar learns that Iarno Albrek, a fellow member of the Lords' Alliance, disappeared while exploring the area around Tresendar Manor about two months ago, shortly after arriving in Phandalin. Sildar asks the characters to investigate the manor and the surrounding area to find and bring back Iarno—or what's left of him, if something killed him. Sildar describes Iarno as "a short, dark-bearded human wizard in his thirties."

Unknown to Sildar, Iarno created the Redbrands, installed himself as their leader, and took the alias Glasstaff to conceal his identity. (The Redbrands call him that because he carries a glass staff.) Once he learns the truth about Iarno, Sildar expresses a desire to have the wizard captured and transported to Neverwinter to face the judgment of a higher authority. Regardless of Iarno's fate, Sildar rewards the party with 200 gp for eliminating the Redbrand threat.

### JOINING THE LORDS' ALLIANCE

If the party eliminates the goblin threat from Cragmaw Castle or uncovers Iarno's treachery, Sildar Hallwinter privately approaches certain members of the group to urge them to join the Lords' Alliance. He speaks with those who exemplify a desire for the security of civilization through action. If a character agrees, Sildar Hallwinter awards the individual the title of Cloak.

### TRESENDAR MANOR

More a castle than a house, Tresendar Manor stands at the east edge of town on a low hillside amid woods and thickets. The ancient manor has long been abandoned, but its cellars have been converted into a Redbrand stronghold. If the characters investigate this place, they find the entrance to the Redbrand hideout.

### REDBRAND RUFFIANS

Within a day or so of the adventurers' arrival in Phandalin, a confrontation with the Redbrands becomes inevitable. This can happen in a number of different ways:

- After speaking with a number of NPCs in town, the characters decide to confront the Redbrands at the Sleeping Giant tap house.
- The characters decide to investigate Tresendar Manor. Skip the encounter and go straight to "Redbrand Hideout."
- If the characters show no interest in the Redbrands, a gang of the ruffians seeks them out and picks a fight in street. Run this encounter as the characters are leaving one of the locations in the town.

### CONFRONTATION

If the characters confront the Redbrands at the Sleeping Giant, read:

The Sleeping Giant is a ramshackle taproom at the east end of town. Four human ruffians linger on the covered porch, perched on empty ale barrels or leaning against the wall. They all wear grimy scarlet cloaks, their sullen stares fixed on you as you approach.

One of the thugs spits on the ground. "Well, well," he snarls. "Here's a whole pack of little puppies. What do you want, puppies? Come here to bark at us?"

If the Redbrands confront the characters in the street, read:

As you head back into the street, you see four armed ruffians waiting for you. All of them are humans wearing grimy red cloaks, their hands on their weapons as they watch you.

One of the ruffians spits on the ground. "Time for you to move on, strangers. Give us your stuff, and be on your way."

Continue the insults and baiting as long as you like. The Redbrands attack in a round or two if the characters don't. Neither side is surprised, because it's obvious that a fight is brewing.

The group consists of four **Redbrand ruffians**. If three of them are defeated, the last one flees toward Tresendar Manor.

### DEVELOPMENTS

Redbrands who are captured or charmed by the characters can impart useful information. (See the "What the Redbrands Know" sidebar on page 20.) Townmaster Harbin Wester won't want to keep Redbrand prisoners until he knows the whole gang has been defeated, but the characters can easily persuade or intimidate him into locking up any prisoners they capture for at least a few days.

If the characters kill the ruffians, most members of the town are grateful. One exception is the townmaster, who fears Redbrand retaliation. Harbin doesn't punish the characters but warns them not to cause trouble.

### AWARDING EXPERIENCE POINTS

Divide 400 XP equally among the characters if the party defeats the ruffians.

#### DO THE PLAYERS NEED DIRECTION?

After the "Redbrand Ruffians" encounter, the players should feel it's time to deal with the rest of the gang. If they aren't clear that investigating the Redbrand hideout should be their next move, have one of the NPCs they've already met in town make the suggestion directly and point them toward Tresendar Manor. If the players want to follow other leads in the area, it's okay to move on to part 3 of the adventure and let the ruffians wait. The next time the characters return to Phandalin, make it clear that the Redbrands are causing even more trouble, and that they need to be dealt with.



# REDBRAND HIDEOUT

The Redbrands' base in Phandalin is a dungeon complex under Tresendar Manor. Before the manor was ruined, its cellars served as safe storage for food and water in the event that the estate was attacked, while an adjoining crypt provided a resting place for the deceased members of the Tresendar family. The Redbrands have since expanded the cellars to suit their own purposes, adding slave pens, workshops, and barracks.

If the characters begin their search at Tresendar Manor, they enter the dungeon in area 1. If they instead follow Carp Alderleaf to the secret tunnel the lad found, they enter the dungeon by way of area 8.

## GENERAL FEATURES

The hideout consists of well-built dungeon chambers with flagstone floors and walls of dressed stone blocks. The western end of the complex is lower than the eastern end, with stairs leading down as the characters explore.

**Ceilings.** Passages and chambers are 10 feet high unless otherwise indicated.

**Doors.** All doors are made of wood with iron handles, hinges, and built-in locks. They are unlocked unless the text states otherwise. Iarno Albrek (area 12) and a bugbear named Mosk (area 9) each carry an iron key that can lock or unlock every door in the complex.

A locked door can be picked with thieves' tools and a successful DC 10 Dexterity check. A door can also be broken down with a successful DC 20 Strength check.

**Secret Doors.** An "S" on the Redbrand Hideout map indicates the location of a secret door.

Secret doors are made of stone and blend in with the surrounding walls. Spotting a secret door from a distance of no more than 10 feet without actively searching for it requires a passive Wisdom (Perception) score of 15 or higher, whereas a character who takes the time to search the wall can find the secret door with a successful DC 10 Wisdom (Perception) check. Secret doors swing open on hidden iron hinges and are not locked.

**Light.** Most areas are brightly lit by oil lamps in wall sconces, refilled every few hours as needed.

### WHAT THE REDBRANDS KNOW

If the characters charm or successfully question any of the Redbrands, they can learn the location of their hideout under Tresendar Manor as well as the following useful information:

- The leader of the Redbrands is a human wizard known as Glasstaff, so named because his magic staff is made of glass. (Only Iarno Albrek and the Black Spider know Glasstaff's real name.) Glasstaff's chambers are in the western end of the stronghold (see areas 11 and 12).
- A mysterious figure called the Black Spider has hired the Redbrands to frighten off adventurers and intimidate the locals, for reasons unknown. The Black Spider has sent bugbears to reinforce the Redbrands and provide extra muscle (see area 9).
- The lower part of the complex is guarded by a hideous "eye monster" (see area 8).
- The Redbrands have a handful of captives in a holding area "near the old crypts," which are guarded by skeletons (see areas 4 and 5).

## 1. CELLAR

Any exploration of the manor grounds finds it deserted, but with plenty of tracks leading to a stone staircase just off the empty ruin of a large kitchen. At the bottom of the stairs stands an unlocked door with a cellar beyond.

When the characters open the door, read the following:

The door opens onto a five-foot-wide landing fifteen feet above a large cellar, with stone steps descending to the floor in two short flights. Another door stands beneath the stairs to the north. A large stone cistern occupies the western part of the room, whose walls are lined with kegs and barrels.

This room appears to be a large storage cellar, exactly the sort of thing one might expect to find beneath an old manor. The Redbrands want to keep their base of operations hidden, so other than the barrels filled with fresh provisions, nothing in this room gives away their presence.

The barrels contain salted pork and beef, flour, sugar, apples, and ale. Moving barrels around to thoroughly search them is a noisy activity that attracts the attention of the Redbrands in area 2.

**Cistern.** This rectangular reservoir is clean and filled with cold, fresh water. It is 10 feet deep with a rim 2 feet higher than the surrounding floor (so that the bottom of the cistern is 8 feet below the floor). Drain pipes from the roof of the old manor above fill the cistern with water.

A waterproof satchel hangs from a submerged rope attached along the south wall of the cistern, about 2 feet below the surface of the water. It's not visible from above the water, but can be found with a successful DC 15 Wisdom (Perception) check or automatically by a character probing the cistern with a pole or jumping in. The satchel contains some valuable items (see the "Treasure" section).

**Secret Door.** A secret door is located in the southwest corner of the room. See the "General Features" section for more information on secret doors.

## DEVELOPMENTS

No monsters or villains are found in this area, but the ruffians in area 2 take notice if the characters make a lot of noise here. They creep into the room, gaining surprise if the characters don't hear them (see "Surprise" in the rulebook). If the ruffians fight in this area and two are defeated, the last ruffian might reveal the secret door by fleeing in that direction.


## TREASURE

The satchel hidden in the cistern is waterproof and contains a *potion of healing*, a *potion of invisibility*, 50 gp, and a clean set of ordinary travel clothing. This is a getaway kit that Iarno keeps here in case of an emergency.

## 2. BARRACKS

Most of the Redbrands' human members have lodgings in Phandalin. This barracks is a good place to lie low after shaking down local miners and fur traders.





This appears to be a storeroom pressed into service as living quarters. Two double bunks stand against the wall near the door, while barrels and crates fill the southern half of the chamber.

Thick dust covers the flagstones of this somber hallway. The walls are decorated with faux columns every ten feet, and the double doors at the west end of the hall are sheathed in copper plate, now green with age. A relief carving of a mournful angel graces the doors.

Three **Redbrand ruffians** are resting in this room. If they hear a good deal of noise in area 1 (including loud voices or barrels being rolled around), they prepare themselves for a fight and try to surprise intruders.

The pit trap in the middle of the hallway is hidden under a false floor consisting of loose stone tiles laid atop breakaway timbers. The tiles and timbers collapse under 100 or more pounds of weight. A character searching the hall for traps can spot the covered pit with a successful DC 15 Wisdom (Perception) check. A successful check also reveals narrow ledges on the north and south sides of the pit. A creature attempting to skirt around the pit using one of these ledges must succeed on a DC 10 Dexterity (Acrobatics) check.

The barrels here contain similar provisions to those in area 1.

A creature that triggers the trap or fails the Dexterity check to skirt around the edge of the pit must attempt a DC 15 Dexterity saving throw to catch the edge. On a failed save, the creature falls 20 feet to the dirt floor of the pit, taking 2d6 bludgeoning damage and landing prone.

#### TREASURE

All three Redbrands wear belt pouches holding treasure. The first holds 16 sp and 7 gp; the second, 12 sp and 5 gp; and the third, 15 ep and two garnets (10 gp each). Additionally, three dirty scarlet cloaks hang from the bunks.

#### AWARDING EXPERIENCE POINTS

Divide 100 XP equally among the characters if the party avoids or survives the pit trap.

#### AWARDING EXPERIENCE POINTS

Divide 300 XP equally among the characters if the party defeats the ruffians.

### 3. TRAPPED HALL

This area was part of Tresendar Manor's original cellars. The Redbrands dug out the dirt beneath the stone floor, creating a hidden pit trap.



## 4. TRESENDAR CRYPTS

The elders of the long-gone Tresendar family were once laid to rest in this mausoleum.

Three large stone sarcophagi stand within this dusty crypt, and propped up against each sarcophagus is a human skeleton clad in bits of rusty mail. False columns along the walls are carved in the image of spreading oak trees. The double doors in the southeast corner are sheathed in tarnished copper plate.

The three **skeletons** are animated and attack any creature that comes within 10 feet of the door leading to area 5 or the door leading to area 6, unless that creature is wearing the scarlet cloak of the Redbrands or speaks the password “Illefarn” (the name of an ancient elven nation, which once spread across much of the Sword Coast).

The stone lid of each sarcophagus is carved to depict the person entombed within—two human males and one human female, all of noble bearing. If opened, the tombs contain mostly moldering bones and scraps of clothing, but see the “Treasure” section.

### DEVELOPMENTS

Fighting in this room alerts the Redbrands in area 5 that trouble is on the way.

### TREASURE

Amid the bones in each sarcophagus is a platinum signet ring (50 gp).

### AWARDING EXPERIENCE POINTS

Divide 150 XP equally among the characters if the party defeats the skeletons.

## 5. SLAVE PENS

For the past two months, the Redbrands have been capturing travelers in the area and holding them in these pens until they can be sold into slavery.

This long room is partitioned into three areas, with iron bars walling off the north and south. Filthy straw lines the floors of those cells, the hinged doors of which are secured by chains and padlocks. A pair of disheveled human women are held in the cell to the south, while a human boy is confined to the north. All are dressed in plain gray tunics and have iron collars fitted around their necks.

A heap of discarded clothing is piled carelessly against the far wall.

Two **Redbrand ruffians** in scarlet cloaks stand guard here, though they spend most of their time taunting the hapless prisoners (see the “Captives” section). If they hear fighting in area 5, they take up positions against the wall near the door, then try to surprise intruders. The captives are too intimidated to shout warnings or call for help.

The heap of clothing belongs to the various captives who have been housed here over the last two months—at least a dozen people to judge by the size of the pile.

**Cell Doors.** The cell doors feature simple locks requiring thieves' tools and a successful DC 10 Dexterity check to pick. The doors can also be wrenched open by brute force with a successful DC 22 Strength check.

### CAPTIVES

The three human **commoners** imprisoned here are Mirna Dendrar and her two teenage children, thirteen-year-old Nars and eighteen-year-old Nilsa. A few days ago, the Redbrands murdered Mirna's husband, Thel, for defying them. (His corpse can be found in area 8.) That night, the gang returned and abducted the family from their home in Phandalin. The gang plans to sell the family into slavery.

The Dendrars are grateful to the characters for rescuing them, but they can't provide much information about the Redbrand hideout. All they know is that the boss is a wizard (though they haven't met him and don't know his name), and that he has “tall, furry monsters with big ears” (bugbears) working for him.

**Side Quest: Mirna's Heirloom.** Though her family has nothing to offer as a reward, Mirna tells the characters that she might know where a valuable heirloom is hidden. When she was a young girl, she and her family fled from the town of Thundertree after undead overran the place. Her family had an herb and alchemy shop, inside which a case containing an emerald necklace was hidden beneath a section of storage shelves. She never dared to return and retrieve it. The shop was in the southeast part of Thundertree. If the characters decide to explore the ruins of Thundertree, see part 3 of the adventure.

### AWARDING EXPERIENCE POINTS

Divide 200 XP equally among the characters if the party defeats the ruffians. Divide 100 XP equally among the characters if the Dendrars make it back to town alive.

## 6. ARMORY

The door to this room is locked from the outside. Across from the locked door is a secret door that leads to area 7. For more information on locked doors and secret doors, see the “General Features” section (page 20).

Racks of weapons line the walls of this chamber, including spears, swords, crossbows, and bolts. A dozen dirty red cloaks hang from hooks by the door.

The Redbrands have ambitious plans to expand their numbers in the near future, so they have been stockpiling arms and armor.

The weapon racks hold twelve spears, six shortswords, four longswords, six light crossbows, and eight quivers holding twenty crossbow bolts each.

## 7. STOREROOM AND WORK AREA

In this chamber, the Redbrands take stock of their stolen wares, either shipping them out through the cavern to the south or packaging them for storage in the stronghold.



This area is the north end of a large natural cavern, but it has been finished with dressed stone block walls and a flagstone floor. Several barrels are stored against the walls here, along with a number of empty crates, straw for packing, hammers, pry bars, and nails.

The cavern continues for some distance to the south. You can make out several passages that open up off the larger cavern, and what looks like a deep pit or crevasse in the floor.

This room contains two secret doors, one leading to area 6 and the other to area 12. See the “General Features” section (page 20) for more information on secret doors.

#### TREASURE

Most of the provisions and goods here aren't valuable, but lying among them are thirty beaver pelts (2 gp each). They were looted from a caravan on the Triboar Trail a few days ago.

### 8. CREVASSE

The characters arrive here by one of three routes: the tunnel from area 1, the storeroom at area 7, or the rough-hewn passage to the south, which continues off the map for about one hundred feet and emerges from a tunnel in the woods south of Tresendar Manor. The passage is an excellent way to smuggle people or goods in and out of Phandalin without being seen, and is thus perfect for a gang of slavers and thieves.

A cold breeze fills this large natural cavern, carrying with it the faint scent of decaying flesh. A crevasse divides the cavern and is flanked by two rough stone columns that support the twenty-foot-high ceiling. Two arched wooden bridges span the chasm.

The guardian of this cave is a **nothic**—an insane subterranean monster that hungers for flesh. The creature, lured by a faint magical effect emanating from the crevasse, was occupying the area when the Redbrands moved in. Iarno managed to strike a bargain with the monster, convincing it to help guard the stronghold in exchange for treasure and the occasional gift of fresh meat. Still, the nothic is untrustworthy.

The nothic lurks near the west ends of the two bridges. If it notices intruders entering the cave, it hides behind one of the large stone columns and watches them, attempting to use its *Weird Insight* (see the creature's stat block) to discern the characters' secrets.

The nothic communicates using telepathy. If detected, it prefers to negotiate and isn't above betraying the Redbrands for the right incentive, such as the promise of food. When roleplaying the nothic, consider speaking in whispers and throwing in some mad cackles and bits of gibberish. Also be sure to mention that the creature isn't actually talking but rather filling the characters' heads with its foul murmurings and demands for food. The nothic knows everything the Redbrands know; see the “What the Redbrands Know” sidebar on page 20.

**Bridges.** These bridges are made of wooden planks and have no rails. The south one is rigged to collapse when a creature weighing more than 50 pounds moves across it. A character next to the bridge can discern that the construction is faulty with a successful DC 15 Intelligence (Investigation) check. Any creature can use an action to dislodge one end of either bridge, dropping it into the crevasse.

**Crevasse.** This steep-sided fissure is 5 to 10 feet wide and 20 feet deep. Its rough walls are easily climbed without an ability check. A creature that falls into the crevasse takes 2d6 bludgeoning damage and lands prone in a jumble of rubble that is difficult terrain (see “Difficult Terrain” in the rulebook).

The bottom of the crevasse feels unnaturally cold. When viewed with a *detect magic* spell, the area emanates a faint necromantic aura. The magic causes all organic matter in the crevasse to age and decompose at half the normal rate.

Currently heaped at the bottom among broken and well-gnawed bones is the half-eaten body of Thel Dendrar, the woodcarver of Phandalin who was murdered by the Redbrands. The outlaws left his corpse here for the nothic to feed on.

#### TREASURE

The nothic keeps its hoard in a battered wooden chest hidden in a cubbyhole at the bottom of the crevasse, under the north bridge. The chest can't be seen from the edge of the crevasse, but is obvious to any character who descends



NOTHIC



into the fissure. The chest contains 160 sp, 120 gp, five malachite gems (15 gp each), two *potions of healing*, and a *scroll of augury*.

The chest also holds a *+1 longsword* in a silver-chased scabbard. The sword is inscribed with the name "Talon," and its hilt is worked in the shape of a bird of prey with outspread wings. It once belonged to a great knight named Aldith Tresendar, known as the Black Hawk. A character who succeeds on a DC 15 Intelligence (History) check recognizes the sword and recalls this lore.

Sir Aldith died fighting off the orcs that attacked through the hidden caverns below his manor. Talon was lost here until the nothic found it.

#### AWARDING EXPERIENCE POINTS

Divide 450 XP equally among the characters if the party defeats the nothic or negotiates a truce with it.

## 9. GUARD BARRACKS

A character who listens at this door with a successful DC 10 Wisdom (Perception) check hears several gruff voices issuing demeaning commands in the Goblin tongue. Examples include "Lick the floor!" and "Roll like a dog!" The bugbears here are bullying their goblin slave.

This barracks contains four roughly built wooden bunks, with heaped-up blankets and dirty dishes scattered about. A strong smell of unwashed bodies and rotten meat fills the air. Three tall, furry humanoids are lounging among the mess, barking orders at a sad little goblin that demeans itself for their amusement. Your sudden appearance causes the goblin to faint.

Three **bugbears** and one **goblin** are present. The goblin, Droop, falls unconscious at the sight of the party, but another creature can use an action to wake him. Otherwise, Droop remains unconscious for 1d10 minutes.

The bugbears work for the Black Spider and were sent here to help Iarno keep the Redbrands and the citizens of Phandalin in line. The leader is named Mosk. He wears a jeweled eye patch even though he has both his eyes. Mosk wears the eye patch because he thinks it's fancy.

The bugbears avoid the human members of the Redbrands. If the characters are wearing scarlet cloaks taken from elsewhere, the bugbears assume that they serve Iarno. Clever characters might even persuade the bugbears to help deal with "traitors" or "impostors" elsewhere in the dungeon. If you don't think the players are doing a great job roleplaying the deception, you can have the character who is doing most of the talking make a DC 15 Charisma (Deception) check to convince the bugbears to do what the party wants.

#### ROLEPLAYING DROOP

The goblin, Droop, is not a threat to the party. He has been cowed by the bugbears and follows their orders until someone stronger comes along.

If he regains consciousness during combat, Droop hides and avoids the fight. He is such a coward that if

he is ordered to fight, he does so with disadvantage (as explained in the rulebook).

Droop knows the general layout of the Redbrand hideout, as well as the location of its secret doors and traps. He doesn't think to offer up the information, but if prompted, he reveals as much as he can remember in an attempt to be useful to the party. Some of the details might be confusing or mixed up. He is a goblin, after all.

If the bugbears are dispatched, Droop tries to ingratiate himself with the party. He doesn't remember the route to Cragmaw Castle, but he knows it's up north, in the forest. He also knows that Cragmaw goblins patrol around Phandalin, and he suggests the characters might be able to capture a patrol to learn more about the castle.

Characters might be inclined to keep Droop around for a while. See the "NPC Party Members" sidebar (page 11) for advice on how to run Droop as a member of the party.

#### DEVELOPMENTS

The bugbears are the only ones in the Redbrand hideout who know the location of Wave Echo Cave. They won't willingly divulge this information, since they fear the Black Spider more than they fear the characters.

The bugbears also know the location of Cragmaw Castle, but again, they don't share this information readily. A character who interrogates a captured bugbear can pry the information loose with a successful DC 15 Charisma (Intimidation) check.

#### TREASURE

Mosk carries a belt pouch containing 33 sp and wears an eye patch made of black leather set with semiprecious stones (50 gp). He also has an iron key that locks and unlocks all the doors in the Redbrand hideout.

#### AWARDING EXPERIENCE POINTS

Divide 600 XP equally among the characters if the party defeats the bugbears.

## 10. COMMON ROOM

This area serves as the headquarters and meeting room for the Redbrands. When there is no official business to discuss, it doubles as a common room where the stronghold guards can relax while off duty.

A character who listens at the door with a successful DC 10 Wisdom (Perception) check hears the villains within engaged in a game of knucklebones. This makes for a mysterious rattling sound, followed by shouts and groans and a sudden gabble of voices as wagers are paid. If the characters burst into the room, they automatically surprise its occupants.

Several worn tables and chairs are scattered around this large room. Wooden benches are drawn up against walls decorated with draperies of brown and red, and several ale kegs are propped up and tapped.

Four tough-looking human warriors wearing scarlet cloaks are gathered around one of the tables. A stack of coins and trinkets is heaped upon the tabletop between them.



Four **Redbrand ruffians** are drinking and playing knucklebones when the characters enter. The game isn't far from turning acrimonious, as most of them do. The dice are loaded, and the ruffian to which they belong is naturally winning. All four have been drinking heavily, and they are poisoned (see the appendix in the rulebook for the effects of being poisoned).

The Redbrands immediately recognize characters wearing scarlet cloaks as impostors. However, fast-talking characters might still be able to pass themselves off as "new recruits," especially if they offer to join the game. If you don't think the players are doing a great job roleplaying the deception, you can have the character who is doing most of the talking make a DC 10 Charisma (Deception) check to fool the Redbrands.

#### TREASURE

The wealth in the room is all on the table, having been bet in the game. (Knocking over the table or mixing up all the enemies' loot is a great way to distract them for a short time.) The total amounts to 75 cp, 55 sp, 22 ep, 15 gp, and a gold earring set with a tiny ruby (30 gp).

#### AWARDING EXPERIENCE POINTS

Divide 400 XP equally among the characters if the party defeats the Redbrands in this room.

## 11. WIZARD'S WORKSHOP

Faint bubbling and dripping sounds can be heard through either door of this room with a successful DC 15 Wisdom (Perception) check.

This room appears to be a wizard's workshop. A rat scurries across the floor and takes refuge under a large worktable set up with alembics, retorts, distillation coils, and other alchemical devices, all of it stewing and bubbling away. Bookshelves are crowded with sheaves of parchment and strange-looking tomes.

Iarno has left his rat familiar here to watch for intruders. The rat shares a telepathic bond with its master, and it sends a brief warning message to Iarno as soon as it detects intruders. The rat moves at a speed of 20 feet and has AC 10, 1 hit point, and no effective attacks. If the rat is killed, it disappears.

If the characters leave the rat unharmed, it follows them around as though curious or hungry. It might even feign affection for a character who feeds it, though it remains absolutely loyal to Iarno.

**Books and Notes.** Iarno is trying to master the art of brewing potions and concocting alchemical mixtures. The books and notes scattered around the room are basic texts on alchemy. Any character proficient in Arcana can see that Iarno's apparatus appears to be set up to brew *potions of invisibility*—not that he has succeeded so far.

Among the books is a tome written in Dwarvish. The journal of an adventurer named Urmon, it describes the history of the Lost Mine of Phandelver and the Forge of Spells. (Share the information in the first and second paragraph of the "Background" section if you have not already done so.) In addition, Urmon records that a magic

mace named *Lightbringer* was commissioned by priests of Lathander, the god of dawn, from the mages working with the gnomes and dwarves of the Phandelver's Pact. The mace was lost when Wave Echo Cave and its mine vanished from history. (Characters might find the mace in part 4, "Wave Echo Cave.")

#### DEVELOPMENTS

Because Iarno and his rat familiar share a telepathic bond, the mage (in area 12) knows the characters are coming and has time to prepare for them.

#### TREASURE

Most of the materials in this room have no value, but three small bottles hold rare reagents: mercury, dragon bile, and powdered nightshade. These are worth 25 gp each to an apothecary or alchemist.

## 12. GLASSTAFF'S QUARTERS

If the characters approach this room through the secret passage from area 7, they can surprise the leader of the Redbrands—Iarno "Glasstaff" Albrek. Otherwise, his rat familiar warns him of any who approach through area 11, and he flees before the characters arrive.

The walls of this bedchamber are covered with drapes of scarlet cloth. The furnishings include a small writing desk with matching chair, a comfortable-looking bed, and a wooden chest at the foot of the bed.

If Iarno is surprised, add the following paragraph:

Sitting at the desk is a short, dark-bearded human male in robes, studying a tome. He wears a princely mantle of ermine. A beautiful glass staff leans against his chair, within easy reach.

If the rat in area 11 warns him that trouble is approaching, Iarno the **evil mage** grabs his *staff of defense* (see appendix A) and the scrolls in his chest (see the "Treasure" section), and flees through the secret door in the northeast corner of the room. In his haste, Iarno leaves behind a letter from the Black Spider (see the "Developments" section) and neglects to make sure the secret door is closed all the way. Characters gain advantage on ability checks made to find the slightly ajar secret door (see "Advantage and Disadvantage" in the rulebook). For more information on secret doors, see the "General Features" section (page 20).

If he manages to escape, Iarno flees to area 1 (through areas 7 and 8) and grabs the satchel hidden in the cistern there. If the nothic is still alive in area 8, Iarno instructs it to waylay any pursuers. If the characters catch up to him, Iarno quaffs the *potion of invisibility* in the satchel and flees the hideout. At your discretion, he could reappear later in the adventure.

#### ROLEPLAYING IARNO

A former member of the Lords' Alliance, Iarno seized an opportunity in Phandalin to line his own pockets. Originally tasked with setting up a constabulary, the mage



instead assembled a group of outlaws and local ruffians to secure his own position in town.

Iarno knew of the Black Spider through his contacts in the Lords' Alliance and brokered a meeting. The drow promised to share the secrets and wealth of the Forge of Spells with the wizard in exchange for his help and loyalty.

Iarno puts on airs of gentility and courteous manners, addressing his ruffians as "my good gentlemen," and referring to sordid acts such as kidnapping or arson as "that unpleasant little business" or "those unfortunate events." He refers to the characters as "guests" and expresses regret that he cannot provide suitable entertainment for their visit. Beneath his genteel demeanor, however, Iarno is just as thuggish and arrogant as any Redbrand outlaws.

If threatened, Iarno uses his *staff of defense* to cast *mage armor* on himself. He then casts offensive spells at enemies he can see. Iarno's stat block contains a list of the spells he has prepared. For descriptions of those spells and their effects, see the rulebook. Iarno uses the *shield* power of his staff for added protection.

If he is reduced to 8 or fewer hit points and has no avenues of escape, Iarno surrenders. He values his life more than anything, and he remains a model prisoner in the hopes that the Black Spider will somehow learn of his predicament and "arrange for his freedom."

If he is questioned while in captivity, Iarno relates the following information, all of which is true:

- The Black Spider is a drow (dark elf).
- The Black Spider sent three bugbears to help Iarno keep the population of Phandalin under control, but the Redbrands have managed without them. The bugbears know the way to Wave Echo Cave, but Iarno does not.
- The Black Spider is searching Wave Echo Cave for the Forge of Spells. Dwarves and gnomes of the Phandelver's Pact used the magical forge to fashion powerful magic items.

- No other members of the Lords' Alliance know of Iarno's betrayal.

## DEVELOPMENTS

Various papers and notes are stacked neatly on the desk, mostly consisting of Iarno's written orders to apothecaries and alchemists in nearby settlements for more materials for his workshop. The characters also find a letter signed with the Black Spider's symbol.

Lord Albrek,

My spies in Neverwinter tell me that strangers are due to arrive in Phandalin. They could be working for the dwarves. Capture them if you can, kill them if you must, but don't allow them to upset our plans. See that any dwarven maps in their possession are delivered to me with haste. I'm counting on you, Iarno. Don't disappoint me.



If Iarno is taken into custody, Sildar Hallwinter arranges to have the wizard incarcerated in the townmaster's hall until he can be safely transported back to Neverwinter. Whether Iarno stands trial for his crimes is beyond the scope of this adventure. The Black Spider is too preoccupied to meddle in the wizard's fate.

## TREASURE

At the foot of Iarno's bed is a sturdy, unlocked wooden chest holding the best pickings of the Redbrands' loot over the last two months. It contains 180 sp, 130 gp, and a silk pouch containing five carnelians (10 gp each), two peridots (15 gp each), and one pearl (100 gp). It also contains two magic items that Iarno brought with him from Neverwinter: a *scroll of charm person* and a *scroll of fireball*.


Iarno also wields a *staff of defense* (see appendix A).

## AWARDING EXPERIENCE POINTS

Divide 200 XP equally among the characters if the party slays Iarno Albrek. Double the XP award if they capture Iarno and deliver him to Sildar Hallwinter in Phandalin.

## WHAT'S NEXT?

The next stage of the adventure continues with part 3, "The Spider's Web," in which the characters undertake a number of short adventures that advance the story. At some point during part 2, the characters are likely to advance to 3rd level, so make sure the players are keeping track of their XP.







## PART 3: THE SPIDER'S WEB

In this part of the adventure, the characters follow up on existing leads and lines of inquiry. They can't learn much more in Phandalin, so they need to set out into the forests and hills surrounding the town to uncover the larger plots they are caught up in. The characters are not required to visit all the locations in this section.

Depending on which NPCs the characters met and which quests or clues they picked up, some or all the following information might be known to them:

- Sister Garaele wants the characters to seek out the banshee Agatha in the ruined town of Conybery and ask her about Bowgentle's spellbook.
- Daran Edermath wants the characters to find out who is lurking near the ruins at Old Owl Well.
- Qelline Alderleaf has suggested that the characters go to the ruined town of Thundertree and consult with the druid Reidoth, who might know the whereabouts of Cragmaw Castle, Wave Echo Cave, or both.
- Townmaster Harbin Wester wants the characters to seek out an orc encampment near Wyvern Tor and chase the orcs away from the area.
- Sildar Hallwinter wants the characters to find Cragmaw Castle, search for Gundren Rockseeker, rescue the dwarf, and retrieve his map.

Each of these possible quests has its own section in this part of the adventure. The characters can remain in Phandalin long enough to rest up and purchase supplies. When they're done, have them pick a storyline to investigate, then set out for the appropriate destination.

### TRIBOAR TRAIL

Phandalin lies in a part of the North known as "the Triboar Trail," "the Triboar Cutoff," or "the Cony Gap." This stretch of foothills and rolling, sparsely wooded plains extends between the Sword Mountains to the south and Neverwinter Wood to the north. The area gains its name from an old trail that runs from the distant town of Triboar to the east, winding westward about one hundred miles through the abandoned village of Conyberry, then running north of Phandalin on its way to the High Road along the coast.

Describe the party's overland travels as vividly as you like, but keep the story moving. "You walk for several miles and encounter nothing of interest" is far less evocative and memorable than, "A light rain dampens the rolling plains as you travel north. Around midday, you break for lunch under a lonely tree. There, the rogue finds a small rock that looks like a grinning face, but otherwise you see nothing out of the ordinary."

### USING THE OVERLAND MAP

During this part of the adventure, the characters will frequently be marching overland from one point of interest to another. As can be seen on the regional map on page 5, some of these areas are a good forty to fifty miles apart, requiring several days of marching overland to travel to the next adventure site.

**Travel Time.** Assume that the party travels twenty-four miles per day over a period of ten hours. The characters must rest for eight hours per day, with the remaining six hours consisting of making and breaking camp, preparing meals, and a little bit of foraging or hunting as the opportunity permits.

### WILDERNESS ENCOUNTERS

Ask the players to tell you the party's marching order, so that you know which characters are in the lead and who's bringing up the rear. When the party camps, ask which characters are on watch. This information is important if the party encounters something dangerous.

The Triboar Trail is not safe. As the adventurers travel throughout this area, they might stumble across hungry beasts, greedy bandits, or vicious monsters. Check for encounters once during the day and once at night by rolling a d20. On a roll of 17–20, an encounter takes place. Roll a d12 and consult the Wilderness Encounters table to determine what the party meets.

When an encounter occurs, and the adventurers gain XP if they defeat the monsters. Each creature's stat block has the XP value for one monster of that sort. Multiply that value by the number of creatures encountered, then divide the total equally among the characters.

### WILDERNESS ENCOUNTERS


Day Roll	Night Roll	Result
1–2	1–3	Stirges (1d8 + 2)
—	4	Ghouls (1d4 + 1)
3–4	—	Ogre (1)
5–6	5	Goblins (1d6 + 3)
7–8	6	Hobgoblins (1d4 + 2)
9–10	7–8	Orcs (1d4 + 2)
11	9–10	Wolves (1d4 + 2)
12	11–12	Owlbear (1)

**Stirges.** These flying predators drain the blood of their victims and are drawn to the light of campfires at night.

**Ghouls.** These undead humans hunger for living flesh.

**Ogre.** The ogre is looking for an easy kill. It is too stupid to flee once combat is joined.





**Goblins.** The goblins know the location of Cragmaw Castle and can provide directions if they are captured and threatened. Each one carries a pouch containing 1d10 cp.

**Hobgoblins.** This squad of hobgoblins is actively seeking the adventurers, hoping to collect on a bounty. They know the location of Cragmaw Castle but won't provide directions unless they are charmed. One hobgoblin carries a crudely drawn sketch of one party member, with "25 gold pieces for this one" and a symbol of a black spider drawn beneath it.

**Orcs.** These scouts are part of the band currently based at Wyvern Tor. As they roam, they look for travelers to ambush or homesteads to burn.

**Owlbear.** This hungry predator picks up the characters' scent and pursues them relentlessly.

## CONYBERRY AND AGATHA'S LAIR

The town of Conyberry was sacked by barbarians years ago and now lies in ruins. The Triboar Trail runs right through the abandoned town, providing an easy landmark for locating the lair of the banshee Agatha. From the ruins of Conyberry, an old trail leads northwest into Neverwinter Wood. Agatha's lair is a few miles outside town.

The forest grows dark and still as the trail winds deeper into the trees. Heavy vines and thick layers of moss drape the branches, and the air is noticeably colder than it was in the ruined village. Rounding a bend in the trail, you see a screen made from the warped branches of trees standing close together, woven into a domelike shelter in the shadows. A low doorway leads inside.

If the characters exercise caution and remember what they've come for, they will be able to speak with the banshee. When the characters enter the shelter, read the following:

A home of sorts is sheltered within the dome of woven branches. It is sparsely furnished with chests, shelves, a table, and a reclined couch, all of it old and of elven craft.

Agatha senses the characters' intrusion and manifests shortly after they enter her home.

The air grows cold, and a powerful feeling of dread grips you. A cold, pale light flickers in the air, rapidly taking on the form of a female elf, her hair and robes waving in a spectral wind. She might have been beautiful once, but a hateful expression twists her features now. "Foolish mortals," she snarls. "What do you want here? Do you not know it is death to seek me out?"

If the characters are rude, disrespectful, or threatening, Agatha scowls and disappears. She does not attack them, nor does she return if the characters call out to her.

### DEALING WITH AGATHA

If the characters are respectful and polite, Agatha can be persuaded to help them with a successful DC 15 Charisma (Persuasion) check. The player whose character takes the lead in speaking with the banshee makes the check. If that player roleplays the encounter well, allow him or her to make the check with advantage. If any character has Sister Garaele's silver comb and presents it to Agatha as a gift, the check is automatically successful.



The ghostly figure smiles with cold amusement. “Very well,” she says. “I know that you seek many things. Ask me one question, and I will give you an answer.”

If the characters ask about Bowgentle’s spellbook, Agatha tells them that she traded the book to a necromancer named Tsernoth from the city of Iriaebor more than a hundred years ago. She does not know what became of the book afterward. Her answer is truthful, and it is all the information Sister Garaele needs for the Harpers to resume their search.

The characters might instead choose to ask Agatha about something else—for example, the location of Cragmaw Castle, the location of Wave Echo Cave, the identity of the Black Spider, or Hamun Kost’s question about Old Owl Well (see that section). Agatha is well informed and a capable diviner, so she can answer almost any single question pertaining to the adventure that the characters think to ask. However, the banshee answers only one question, so the characters should choose it carefully.

#### AWARDING EXPERIENCE POINTS

The characters gain experience for successfully persuading Agatha to answer a question. If they do, divide 200 XP equally among the characters.

#### WHERE’S THE MAP?

No maps are provided for Agatha’s lair, Old Owl Well, or Wyvern Tor. These adventure locations contain only one or two points of interest, and you don’t need maps to run the encounters effectively. If you feel the need for a map, create your own using the adventure text as a guide.

## OLD OWL WELL

Built thousands of years ago by a long-vanished empire, Old Owl Well is a ruined watchtower that now consists of little more than a few crumbling walls and the broken stump of a tower. In the tower’s courtyard stands an old well that still delivers clean, fresh water. Old Owl Well lies in the wild and rugged hills south of the Triboar Trail. The site is relatively easy to find, and any NPC in Phandalin can provide directions to the ruins.

Recently, prospectors in the area have noted that someone has set up a campsite at Old Owl Well, and that undead guardians have been posted to keep intruders out.

As you crest a low ridge, you spy the crumbling ruins of an old watchtower standing amid the rugged hills. The place is so old that the walls are only mounds of rubble enclosing a courtyard of sorts, adjacent to the broken stump of an old tower. A colorful tent has been set up in the middle of the courtyard, but no one is in sight.

The ruins are currently occupied by a mage who is busy exploring the site in the hope of gleaning arcane lore left behind by its builders. The characters can enter the

site from any direction, either following old footpaths or scrambling up the slope and finding a gap in the surrounding walls of rubble.

Twelve **zombies** lurk inside the crumbled shell of the old watchtower and can’t be seen from outside. However, any character with a passive Wisdom (Perception) score of 10 or higher smells a deathly odor wafting from the tower’s direction. When characters approach the tower or the tent, the zombies shamle out of the tower.

If a battle erupts, Hamun Kost, the **evil mage**, emerges from his tent and asks, “What is the meaning of this?”

Kost is a stout, red-robed figure with sallow skin, a shaved scalp, and a black tattoo on his forehead. A character who succeeds on a DC 10 Intelligence (Arcana) check recognizes Kost’s tattoo as a necromantic symbol. A successful DC 10 Intelligence (History) check verifies the garb as that usual for Thay, a land far to the east where wizards pattern their flesh with tattoos. The tattoo on the head represents a wizard’s school of magic. Kost’s school is necromancy.

If any character attempts to talk to Kost, even by calling out a greeting or answering his questions during combat, he temporarily calls off his zombies. The Red Wizard is not particularly aggressive, and he is willing to strike a deal that advances his interests at the same time it helps the characters.

Kost stays tight-lipped about the reason for his presence in the region. He is, however, willing to provide information the party needs if it does a favor for him. If the characters give Kost some indication of what they want, he shares one or both of these requests:

- He wants the orcs at Wyvern Tor removed, since they have scouted out his camp and seem inclined to cause trouble.
- He wants to ask a question of Agatha the banshee: “What is the name of the wizard who built the tower at Old Owl Well?” Kost won’t risk the banshee’s anger, but the characters could ask the question for him. (Agatha knows the name: Arthindol.)

#### TREASURE

Hamun Kost’s tent contains a comfortable traveling suite, including a cot, a chair, a writing desk, supplies, and a chest of clothes. In the chest is a leather bag containing 35 sp, 20 ep, 20 gp, 5 pp, one pearl (100 gp), a *potion of healing*, a *scroll of darkness* in a bone tube, and a tiny jeweled box (25 gp) containing a *ring of protection* from ancient Netheril, the Red Wizard’s most interesting discovery so far.

#### AWARDING EXPERIENCE POINTS

Learning about the Red Wizard’s presence at Old Owl Well completes a quest given to the party by Daran Edermath in Phandalin. Divide 200 XP equally among the characters if the party parleys with Hamun Kost and reports back to Daran.

Divide 800 XP equally among the characters if the party defeats Hamun Kost and his zombies.



## RUINS OF THUNDERTREE

Near the place where the Neverwinter River emerges from Neverwinter Wood stands the abandoned village of Thundertree. Once, this was a prosperous community on the outskirts of the forest, wealthy from the work of its woodcutters and trappers. Then thirty years ago, the eruption of Mount Hotenow to the north devastated Thundertree. In the wake of the natural disaster, a plague of strange zombies swept over the area, killing or driving off those who survived the eruption.

Though most of the zombies have long since crumbled to dust, strange magic permeating the area has mutated the local vegetation into new and dangerous forms. Few people dare to venture into the ruined village now, and those who do so seldom stay long—with two notable exceptions. The druid Reidoth (see area 4) visits Thundertree from time to time, keeping a wary eye on its dangers. Cultists have also arrived recently (see area 13) to treat with a dragon that claims Thundertree as its domain (see area 7).

As the party approaches the ruins, read the following:

Gradually, the trail becomes an old, overgrown lane winding between dilapidated buildings choked in vines and brush. Ahead of you, in the middle of the settlement, rises a steep hill, upon which stands a stone tower with a partially collapsed roof and an adjoining cottage. A dirt road hugs the base of the hill and wends its way between old stone houses, many of which are roofless ruins with interiors open to the weather. Other buildings appear more or less intact. The whole place is eerily silent.

A wooden sign is nailed to a post nearby. It reads: "DANGER! Plant monsters AND zombies! Turn back now!"

Reidoth placed the sign to discourage bands of treasure seekers from stirring up the monsters in the area.

### GENERAL FEATURES

Many of Thundertree's buildings have crumbled in the years since the town was abandoned, even as nature threatens to swallow what remains.

**Buildings.** A building in Thundertree is either ruined or intact, as shown on the map.

Ruined buildings are empty shells with stone walls 5 to 8 feet high. Their roofs are gone, leaving piles of debris inside the walls. The debris is difficult terrain (see "Difficult Terrain" in the rulebook).

Intact buildings are rundown, ramshackle stone cottages that are otherwise still standing. Their wooden doors are swollen and require a successful DC 10 Strength check to force open. The windows of any intact building are 2 feet wide and covered by wooden shutters containing 6-inch wide arrow slits. Creatures on one side of an arrow slit gain three-quarters cover against attacks from the other side (see "Cover" in the rulebook). Dusty old furnishings such as simple wooden chairs and tables remain in most intact buildings.

**Trees and Brush.** Trees average 30 to 40 feet tall and provide cover. Brush consists of large bushes that count as difficult terrain.

### 1. WESTERNMOST COTTAGE

This cottage has seen better days.

Cowering in the shadow of an old tree is a crumbled stone cottage with no roof. Weeds are rampant here.

Two **twig blights** hide among the weeds that flank the cottage's open doorway. Make a Dexterity (Stealth) check for the blights, and compare the result to the passive Wisdom (Perception) scores of the characters to determine if the blights are spotted.

The blights do not attack on their own (except in self-defense) but quickly come to the aid of the twig blights in area 2 if combat erupts there.

#### AWARDING EXPERIENCE POINTS

Divide 50 XP equally among the characters if the party destroys the twig blights.

### 2. BLIGHTED COTTAGES

Wind and weather have done their work here, and little remains of these houses or their former contents.

These ruined, side-by-side cottages look as though they might have been the homes of prosperous shopkeepers or well-off farmers in their time. All that remains are collapsed walls and piles of debris. Several young trees have grown up in the midst of the ruins.

The overgrowth conceals a deadly threat—six **twig blights** lurking among the ordinary foliage. Spotting them requires a successful Wisdom (Perception) check challenged by the blights' Dexterity (Stealth) check.

These plant monsters are hungry and fight until destroyed. One round after they attack, the twig blights in area 1 join the fray.

#### TREASURE

A merchant who once lived here had a chest full of coins hidden under the flagstone floor of his home. A thorough search of the interior of the eastern cottage and a successful DC 10 Wisdom (Perception) check reveals the old chest among the roots of the tree growing up through the house. The chest contains 700 cp, 160 sp, and 90 gp.

#### AWARDING EXPERIENCE POINTS


Divide 50 XP equally among the characters if the party destroys these twig blights.

### 3. THE BROWN HORSE

This was formerly the Brown Horse, a tavern renowned for its excellent ale.

A weathered signboard by the door of this large building shows the faded image of a workhorse holding a flagon of ale. The building is sagging and dilapidated, but it is more intact than the ruins across the road.





Four **ash zombies** (see the “Ash Zombies” sidebar) lurk in the shadows in this building, slumped against the walls or under the bar. When living creatures enter, the zombies groan and stir, slowly climbing to their feet (spending half their speed to do so—see the “Being Prone” section in the rulebook). They pursue any characters they see, attacking until destroyed.

The eastern half of the building is the old common room, while the western portion held the kitchens and the brewer’s vats. Huge wooden tuns stand to the west, and a faint smell of yeast still permeates the air. The ale is long gone.

#### AWARDING EXPERIENCE POINTS

Divide 200 XP equally among the characters if the party destroys the ash zombies.

#### ASH ZOMBIES

These zombies were created by the magical devastation when Mount Hotenow erupted thirty years ago. They use the **zombie** stat block, with the following additional trait.

**Ash Puff.** The first time the zombie takes damage, any living creature within 5 feet of the zombie must succeed on a DC 10 Constitution saving throw or gain disadvantage on attack rolls, saving throws, and ability checks for 1 minute. A creature can repeat the saving throw at the end of each of its turns, ending the effect on it early with a successful save.

#### 4. DRUID’S WATCH

When Reidoth visits Thundertree, this is where he makes camp.

This small house appears to be in better condition than the ruined and dilapidated structures nearby. The doors are reinforced with heavy iron bands, and thick shutters protect the windows.

Reidoth is a gaunt, white-bearded human who doesn’t use two words when one word will do. Though he receives very few visitors, he is reasonably hospitable.

Reidoth is adept at staying away from the ash zombies that overrun the village, as well as avoiding the area’s mutated plants. He knows that dangerous spiders lurk in the ruins at the base of the hill, and he suspects that someone is hiding out on the eastern side of town—he’s seen “folk in black masks and cloaks” (the cultists) skulking around. However, he is currently most concerned by the fact that a green dragon has moved into the tower (area 7) since the last time he was here. He warns the characters of all these threats, and suggests that they leave Thundertree before they get themselves killed.



## DEVELOPMENTS

If the characters ask about Cragmaw Castle, Reidoth gladly provides directions. He is a member of the Emerald Enclave, a widespread group of wilderness survivalists who preserve the natural order while rooting out troublesome threats. The enclave works to restore and preserve the natural order by keeping the elemental forces of the world in check, preventing civilization and the wilderness from destroying one another, and helping others survive the perils of the wilds. The goblins are a threat to the delicate balance.

If the characters ask Reidoth about Wave Echo Cave, he will not divulge its location but will offer to guide the party there in exchange for a favor: he wants them to chase off the dragon in area 7. If they succeed, Reidoth will honor his part of the agreement but will not accompany the party inside the mine.

If the characters attack him for any reason, Reidoth transforms into a gray squirrel and scurries out of the cottage through a crack in the wall. He vanishes into the woods, then waits for the hostile characters to leave. His watch post contains nothing of value.

## JOINING THE EMERALD ENCLAVE

If the party helps Reidoth by chasing off Venomfang, the druid privately approaches certain members of the group and urges them to join the Emerald Enclave. He speaks with those who exemplify the ideal of protecting the natural order. If a character agrees, Reidoth gives the individual the title of Springwarden.

## 5. BLIGHTED FARMHOUSE

To its south, this farm abuts a field with thick patches of gorse and briars.

This ruin looks as if it might once have been a farmhouse. It is now half swallowed by a dense thicket, with trees growing up through its ruined foundations. The lane continues south a short distance past the ruin before ending in an overgrown field.

The thicket east of this ruin is crawling with eight **twig blights**. Any disturbance in the ruined farmhouse (for example, characters rooting around in the rubble) draws the blights' ire.

Each round for 3 rounds, two twig blights head for the south doorway leading into the farmhouse while two more head for the north doorway. The blights attack until destroyed.

### AWARDING EXPERIENCE POINTS

Divide 200 XP equally among the characters if the party destroys the twig blights.

## 6. RUINED STORE

This former general store is not a complete ruin yet, with portions of its tile roof still intact.

At an intersection near the middle of the village, a narrow lane winds up the steep hillside to the north. Directly to the south is a ruined building that might have been a store or workshop. Webs stretch across the lane, from the building to the trees on the north side of the road.

Two **giant spiders** hide on the inner walls in this ruined building, so they are not visible from outside. Trailing lines from the webs in the lane allow the spiders to sense when prey is moving through the webs, at which point they nimbly scuttle over the wall and attack. The alert spiders surprise any character whose passive Wisdom (Perception) score is less than 17.

**Webs.** The webs fill two squares north of the doorway (and the square marked "6"). They are difficult terrain, and a creature trying to move through them must succeed on a DC 10 Strength (Athletics) check. On a failure, the creature is restrained in the webs (see the rulebook for the effects of being restrained). A snared creature can take an action each round to attempt to break free with a DC 12 Strength check, or it can try to cut its way free by using a light weapon that deals slashing damage. The webs have AC 10, 5 hit points, vulnerability to fire damage, and immunity to bludgeoning, poison, and psychic damage (see "Damage Resistance and Vulnerability" in the rulebook for how vulnerability works).

Going around the webs is difficult because of the thickets on the north side of the road. Going around the ruined building to the south leads to the twig blights in area 5.

### TREASURE

The corpse of an unfortunate adventurer is cocooned in spider silk in the western half of the building. The body is shriveled up and sucked dry, but appears to have been a male elf. The body wears studded leather armor and a shortsword in the scabbard at its hip. A careful search also yields a *potion of healing* in a belt pouch, along with 23 gp and 35 sp.

### AWARDING EXPERIENCE POINTS

Divide 400 XP equally among the characters if the party defeats the giant spiders.

## 7. DRAGON'S TOWER

This tower was formerly the home of a human wizard, who was killed fighting the ash zombies that overran Thundertree thirty years ago.

At the top of the hill stands a round tower with a cottage attached. Both are in good condition, although half of the tower's roof is gone. A door leads into the cottage, and several arrow-slit windows are visible in the tower. You can't help but notice an eerie quiet in the area and a strange, acrid smell in the air.

The corpses of two hideous giant spiders are sprawled near the edge of the pathway, apparently dragged there. Their bloated bodies are puckered and blistered, and appear to have been mauled by a large animal.



A **young green dragon** named Venomfang has recently claimed the tower, having passed over Thundertree while searching Neverwinter Wood for a suitable lair. The giant spider corpses are the former residents of the tower, killed by the dragon after it tore its way through the roof. Since then, Venomfang has been laying low.

**Tower.** The dragon lives in the tower—a single room with a 40-foot-high ceiling. A 5-foot-wide staircase circles the interior, rising to the now-opened rooftop that allows the dragon easy access to its new home. Heavy wooden beams and stair supports crisscross the tower interior.

Venomfang does not want to give up such a promising lair, but if the characters reduce the dragon to half its hit points, it climbs to the top of the tower and flies off to fight another day.

**Cottage.** The cottage contains dusty furniture draped in webbing, but nothing of value. If the characters make a lot of noise in the cottage, the dragon hears them and steals itself for a fight.

#### TREASURE

An old wooden chest broken open on the tower floor holds the last of the dead wizard's treasure: 800 sp, 150 gp, four silver goblets set with moonstones (60 gp each), a *scroll of misty step*, and a *scroll of lightning bolt*. Venomfang spends much of his time greedily admiring the loot.

The dragon has barely noticed the most interesting item in its hoard. Beneath the coins is a rusty old battleaxe of dwarven manufacture. Runes in Dwarvish on the axe head read, "Hew," and the rust is misleading. *Hew* is a *+1 battleaxe* that deals maximum damage when the wielder hits a plant creature or an object made of wood. The axe's creator was a dwarf smith who feuded with the dryads of a forest where he cut firewood. Whoever carries the axe feels uneasy whenever he or she travels through a forest.

#### AWARDING EXPERIENCE POINTS

Divide 2,000 XP equally among the characters if the party drives away Venomfang. Given their level, the characters aren't likely to slay the dragon, but it is worth 3,900 XP.

### 8. OLD SMITHY

This smithy was abandoned long ago.

A wide chimney and rotted piles of firewood jumbled outside the walls of this sagging building suggest that it was a smithy in its day.

Two **ash zombies** (see the "Ash Zombies" sidebar) are slumped on the floor. When the characters enter, the monsters climb to their feet (spending half their speed to do so—see the "Being Prone" section in chapter 2 of



VENOMFANG

the rulebook). Then they attack. When the zombies have caught sight of the characters, they pursue them no matter where they go.

A variety of old tools—tongs, bellows, hammers, and a pair of iron anvils—are scattered around the interior of this building.

#### AWARDING EXPERIENCE POINTS

Divide 100 XP equally among the characters if the party destroys the ash zombies.

### 9. HERBALIST'S SHOP

This was an herb and alchemy shop belonging to the family of Mirna Dendrar, now a resident in Phandalin (see encounter 5 in the "Redbrand Hideout" section).

This ruined shop is cluttered with sagging storage shelves and broken furniture. Shards of glass and pieces of pottery glint in the weeds and rubble next to rotted books and casks.

All the reagents and concoctions here have long since been ruined, and the books are unreadable masses of rot. However, a small wooden case is hidden in a compartment beneath the storage shelves. A character searching through the wreckage can find the case with a successful DC 15 Wisdom (Perception) check. The check succeeds automatically if Mirna sent the party to find the heirloom.

#### TREASURE

The case is worthless but contains a gold necklace with a fine emerald pendant (200 gp).



### AWARDING EXPERIENCE POINTS

Divide 200 XP equally among the characters if the party returns the necklace to Mirna instead of keeping it.

## 10. TOWN SQUARE

Encroaching underbrush has yet to engulf the square.

On the east side of town, the lane opens up to form a small square. Several ruined buildings surround the south side of the square, but a larger, intact structure to the north looks like a barracks. One lane leads southeast, another heads southwest around the hill in the middle of the town, and a third way meanders north. In the middle of the square, leaning to one side ever so slightly, is a weathered wooden statue of a warrior clutching a spear and shield.

The leaning statue is ten feet tall, including the base. It depicts an old hero of Neverwinter named Palien, who supposedly defeated several monsters in Neverwinter Wood when Thundertree was first founded. A character who studies the statue recognizes the depiction with a successful DC 15 Intelligence (History) check. The statue can be knocked over with a successful DC 20 Strength check.

## 11. OLD GARRISON

For the residents of Thundertree, living so close to Neverwinter Wood demanded constant vigilance.

The barracks appears to have weathered the years better than most buildings in town. Its rooftop features a simple battlement, and arrow-slit windows confirm that it was built to serve as a small keep in times of emergency.

Five **ash zombies** (see the “Ash Zombies” sidebar) lurk within this building. Former members of the garrison, they still wear the remnants of rusted mail and soldiers’ surcoats. These scraps of armor do not improve their Armor Class, however. The zombies animate and attack if any living creature disturbs their rest.

The interior of the building still contains furnishings, and the main room has a ladder leading through a trapdoor to the roof. The chamber to the north contains two double bunks, while the chamber to the south has three double bunks, providing quarters for ten soldiers altogether. To the northwest of the main area of the barracks was a kitchen and pantry, now containing piles of well-rotted sacks and barrels that once held salted meat. All the foodstuffs have long since been devoured by vermin.

### AWARDING EXPERIENCE POINTS

Divide 250 XP equally among the characters if the party destroys the ash zombies.

## 12. WEAVER’S COTTAGE

This fallen cottage is a lure for the creatures that lair nearby.

Heaps of wreckage litter the interior of this ruin. In one corner stands a broken loom.

Six **twig blights** lurk in the thicket south of this ruin. Allow each character to attempt a Wisdom (Perception) check contested by the blights’ Dexterity (Stealth) check to avoid being surprised by them.

### DEVELOPMENTS

Any loud noises here alert the cultists in area 13, who quietly and cautiously investigate.

### AWARDING EXPERIENCE POINTS

Divide 150 XP equally among the characters if the party destroys the twig blights.

## 13. DRAGON CULTISTS

A group calling itself the Cult of the Dragon seeks to forge alliances with powerful dragons of the Sword Coast. Toward that end, four cultists recently tracked a green dragon to Thundertree (see area 7) and are waiting for the right moment to approach the dragon and broker an alliance. They have been spying on the dragon from afar, trying to gauge its demeanor and its needs.

This small farmhouse appears to be just another empty home at first glance. However, all the doors are shut and windows shuttered.





The doors to this cottage are barred from the inside, requiring a successful DC 20 Strength check to force open. The shutters are also barred from inside and can be forced with a successful DC 15 Strength check.

Six human **cultists** are hiding in the house. Four stand guard (two in each room) while the others rest in the larger chamber. The cultists wear black cloaks cut to resemble dragon wings, and black leather masks with stylized dragon horns. In addition to the Common tongue, these cultists speak Draconic.

The interior of the house is dusty and strung with cobwebs. The only furnishings are a small stove, a table, two chairs, and a bunk (which the cultists share).

### ROLEPLAYING THE CULTISTS

The cultists are not interested in fighting anyone and prefer to be left alone. The leader of the group is an evil and ambitious young man named Favric, who hopes to rise through the ranks quickly by earning the allegiance of the green dragon in area 7. His fellow cultists lack Favric's ambition and flee if he is captured or killed.

If the characters talk to the cultists, Favric explains that they have come to treat with the green dragon (whose name he doesn't know). If the characters express a similar desire, Favric suggests an alliance. He really plans to offer the characters to the dragon as part of his tribute, and if a fight ensues, the cultists side with the dragon.

### TREASURE

In the main room, Favric has a small coffer containing tribute for the green dragon: three diamonds (100 gp each). He also carries a *potion of flying* in a stoppered vial around his neck.

### AWARDING EXPERIENCE POINTS

Divide 150 XP equally among the characters if the party defeats or drives away the cultists.

## WYVERN TOR

This crag is a prominent landmark in the rugged hills northeast of the Sword Mountains, and is easily visible from twenty miles away. People traveling along the Triboar Trail in the vicinity of Conyberry catch glimpses of Wyvern Tor to the south as they go. The tor was formerly the home of a large and dangerous nest of wyverns, but a band of bold adventurers dealt with the monsters years ago. Though the wyverns never returned, other creatures lair here from time to time. Wyvern Tor's current squatters include a band of orcs and their ogre ally.

The orcs are scouts of the Many Arrows tribe. These orcs often roam into the more civilized areas of the North, spying out human settlements, waylaying travelers, and looting and plundering as opportunities present themselves. Stories of new settlers near Phandalin and renewed traffic along the old Triboar Trail drew this band to the area. Their leader is Brughor Axe-Biter—a savage brute who is more interested in murdering and looting than scouting.

### ORC CAMP

Wyvern Tor is a sizable hill, with miles of rugged terrain on its flanks and slopes. Searching for the hidden orc camp takes time. The party can attempt one DC 15

Wisdom (Perception) check or DC 10 Wisdom (Survival) check per hour to find the camp, made by the character leading the way.

When the characters find the camp, read the following:

The faint smell of smoke hangs on the air as you ascend a rugged ridge on the lower slopes of the hill. Fifty yards away, a cave mouth opens up at the bottom of a ravine. Hunkered down by a boulder twenty yards outside the cave, keeping watch, is a single orc.

If the characters can quietly and expeditiously take out the lone **orc**, they have a chance to surprise the orcs in the cave. If the sentry spots the characters sneaking up, or if it is not silenced during the surprise round, the orc retreats back to the cave to warn the others.

The marauders in the cave include Brughor Axe-Biter (an **orc** with 30 hit points), six ordinary **orcs**, and a filthy **ogre** named Gog. Gog fights until slain, while the orcs fight until Brughor is killed, at which point any remaining orcs flee.

### TREASURE

Brughor's band plundered several homesteads farther north on their way to Wyvern Tor. An unlocked treasure chest in the cave holds 750 cp, 180 sp, 62 ep, 30 gp, and three vials of perfume (10 gp each).

### AWARDING EXPERIENCE POINTS

Defeating the monsters at Wyvern Tor completes a quest given to the party by Townmaster Harbin Wester in Phandalin, and it delivers on a promise to Hamun Kost at Old Owl Well. Divide 1,250 XP equally among the characters if the party deals with the orcs and the ogre.

## Cragmaw Castle

The Cragmaw tribe consists of marauding bands and rival goblinholds scattered throughout the area of the Triboar Trail and the Neverwinter Wood. However, one chieftain is grudgingly recognized by all others as supreme: King Grol of Cragmaw Castle.

Cragmaw Castle is not a goblin construction, nor is that the structure's original name. Raised by a talented wizard-noble of old Phalorm, an ancient realm that once controlled much of the North, the stronghold consists of seven overlapping towers; however, its upper levels have long since collapsed to heaps of crumbling masonry. Only the ground floor is still sound enough to be habitable.

### GENERAL FEATURES

The centuries have not been kind to Cragmaw Castle. The goblins have shored up the weakest areas beneath its falling towers with crude timbers, but it's only a matter of time before the structure collapses completely.

**Ceilings.** Ceilings are 15 feet high unless noted otherwise.

**Doors.** Interior doors are made of wood reinforced with iron bands. They have neither locks nor keyholes. It takes a successful DC 15 Strength check to break down a door that is barricaded shut.

**Floors.** Cracked and uneven flagstones conceal a dirt floor underneath.



**Light.** A small amount of natural light filters through the arrow slits around the castle. During the day, this provides dim light in most areas. At night, all areas are dark.

**Walls.** Exterior walls and load-bearing interior walls are 5 feet thick, with 3 feet of mortared fill sandwiched between 1-foot-thick courses of hard stone blocks. Interior walls are 1-foot-thick worked stone.

Arrow slits in the castle walls are 10 feet above the outside ground level, 4 feet above the interior floor level, 8 inches wide, and 4 feet high. A creature on one side of an arrow slit gains three-quarters cover against attacks from the other side (see “Cover” in the rulebook).

## 1. CASTLE ENTRANCE

The main gates between areas 1 and 2 are made of bronze-covered wood, but they are corroded and collapsed.

The castle consists of seven crumbling towers of different sizes and heights, but the upper stories are all in varying states of collapse. A short flight of steps leads up to a terrace in front of the main entryway. Past the wreckage of a pair of sundered doors lies a shadowed hall. Round towers loom over the entranceway, with dark arrow slits looking down on the terrace.

No monsters dwell here, but the goblin sentries in area 3 are supposed to be keeping watch. They glance only occasionally out of the arrow slits, however, so characters who move quietly might be able to creep past them. Have each character make a Dexterity (Stealth) check. The lowest check is the DC for the goblins’ Wisdom checks to notice the party.

### DEVELOPMENTS

If the goblins spot the characters (or if the characters approach openly), the goblins shoot arrows from behind the arrow slits. However, they can’t fire directly at enemies at or past the broken gate. The goblins also shout loudly

### DISGUISED CHARACTERS

Rather than storm Cragmaw Castle with weapons in hand, clever characters might try to talk their way inside. For example, they might don the scarlet cloaks of the Redbrands and claim to be emissaries sent by Iarno “Glasstaff” Albrek, the Redbrand leader, to meet with King Grol. A good DM rewards this kind of clever thinking by giving the characters a chance to succeed.

It’s okay if the characters circumvent combat and talk their way past castle defenders. Both the Cragmaw tribe and the Redbrands work for the Black Spider, so the goblinoids aren’t likely to attack the party if they claim to be working in the Black Spider’s interest.

If the characters try to perpetrate a deception as a group, have them each make a Charisma (Deception) check contested by the monsters’ Wisdom (Insight) checks, and give the characters advantage on their checks if the deception is particularly well planned or roleplayed. If at least one character wins the contest, the deception is a success. You may award XP for monsters fooled by the deception. As the party makes its way deeper into the castle, additional checks might be required, at your discretion.

enough to alert their comrades in areas 4 and 6 that the castle is under attack.

## 2. TRAPPED HALL

Once the castle’s foyer, this wide hall makes a dangerous battleground.

Doors stand closed to the north and south, with a crumbling mound of rubble partially obscuring the southern hall. To the east, a broad corridor ends in two more doors leading south and east. The corridor is cluttered with dusty rubble and fallen plaster from a partial collapse of the ceiling overhead.

If the goblin sentries in area 3 raised the alarm, the goblins and hobgoblins in areas 4 and 6 come running out of the north and south doors at the same time. They attack from both directions, trying to overwhelm the adventurers and drive them out of the castle.

**Trap.** The dusty plaster and rubble in front of the door leading to area 8 conceals a copper tripwire connected to linchpins hidden in the ruined ceiling. Spotting the tripwire requires a passive Wisdom (Perception) score of at least 20, or a successful DC 10 Wisdom (Perception) check if characters are actively searching for traps in the area. Once spotted, the tripwire is easily avoided and disarmed (no ability check required).

Any creature that walks over or through the rubble without avoiding the tripwire triggers a cave-in of wooden beams and heavy stones. (The area of the collapse is marked on the map.) Any creature in the area when the trap triggers must succeed on a DC 10 Dexterity saving throw or take 3d6 bludgeoning damage from the falling rubble (half as much damage on a successful save). The noise of the collapse puts the monsters in areas 3, 7, 8, and 9 on alert.

### AWARDING EXPERIENCE POINTS

Divide 100 XP equally among the characters if the party detects or survives the trap.

## 3. ARCHER POST

Cragmaw Castle’s main defenses are its secret location and the appearance of having been abandoned. In addition, King Grol posts sentries to drive off intruders who get too close.


This small room is littered with debris. The arrow slit opposite the door offers a fine field of fire over the terrace in front of the castle gates.

Two **goblins** occupy each of these two rooms. By taking turns shooting arrows and ducking back, both archers can fire each round at targets outside. When characters enter the room, the goblins drop their shortbows and draw their melee weapons.

### AWARDING EXPERIENCE POINTS

Divide 100 XP equally among the characters for each pair of goblin archers the party defeats.





#### 4. RUINED BARRACKS

The Cragmaw goblins make use of every bit of available space in the castle.

The southwest tower of the castle is little more than a heap of rubble. Several ragged bedrolls are scattered across the remaining floor space, and a small, twisting passage leads east through the ruins.

Three **goblins** bunk here. Though the rubble appears dangerous, the tower is stable, and the eastern passage is safe.

##### DEVELOPMENTS

Any loud noises here attract the attention of the goblins in area 7. One goblin comes to investigate the disturbance. If it doesn't return, or if it spots trouble and sounds the alarm, the others investigate.

##### AWARDING EXPERIENCE POINTS

Divide 150 XP equally among the characters if the party defeats these goblins.

#### 5. STOREROOM

Caravans raided by the Cragmaws along the High Road and the Triboar Trail supply provisions for the castle.

Old casks of salted meat and sacks of rotting grain fill this storage area. Among the supplies, you see a bloody suit of chain mail, a heavy crossbow, and an unsheathed longsword with the emblem of Neverwinter worked into its hilt.

Though the stores here are not edible by human standards, the goblins can tolerate them when fresher food isn't available.

One small cask is filled with an exceptional dwarven brandy, which the goblins overlooked because of its size. The cask contains the equivalent of twenty glasses. A character who imbibes a glass of brandy regains 1 hit point, but a character who drinks two glasses within 1 hour becomes poisoned for 1 hour.

**Sildar's Gear.** The chain mail and longsword belong to Sildar Hallwinter. Sildar is grateful if at least his longsword is returned to him.

#### 6. HOBGOBLIN BARRACKS

The Cragmaws are a mixed tribe of goblinoids, with a handful of bugbears lording over larger numbers of miserable goblins and a few hobgoblins. The hobgoblins plan to dispose of the bugbears and take over someday, but for now, the bugbears are too strong a threat.



Four plain straw pallets and bedrolls are lined up on the floor of this barracks. Brackets on the walls hold a number of weapons—spears, swords, morningstars, and more. The north wall shows signs of damage, but the floor is swept clean of rubble.

Four **hobgoblins** are quartered in this room. Because their goblin neighbors are always getting into fights, they don't pay attention to noise in areas 2 or 3. However, they are quick to defend their tower if any intruders appear, or to respond to an alarm raised by the goblin sentries.

#### TREASURE

Mounted to the walls are five spears, four longswords, three morningstars, two greatswords, and a fine quarterstaff. The quarterstaff is engraved with stylized feathers, is surprisingly light (1 lb.), and worth 10 gp.

#### AWARDING EXPERIENCE POINTS

Divide 400 XP equally among the characters if the party defeats the hobgoblins in this room.

### 7. BANQUET HALL

The lord of the castle once entertained his guests here, throwing lavish banquets and dances. Now this place is a foul goblin mess hall.



HOBGOBLIN

The western portion of this large hall ends in a wall of rubble, but the remainder is still intact. This must once have been the castle's banquet hall, with a soaring ceiling twenty-five feet high. Two large wooden tables with plain benches stand in the middle of the room, and a brass brazier full of glowing coals is tucked into one corner. Dirty dishes, half-full stewpots, moldy heels of bread, and gnawed bones cover the tables.

This hall holds seven miserable **goblins** and their leader—a fat, cantankerous **goblin** with 12 hit points named Yegg. Yegg is the chief cook for the Cragmaws, and he viciously bullies his unwilling assistants as they go about the work of putting food on the tribe's table. If Yegg is killed, any goblins left alive flee to the east or west, avoiding the north door because of the trap in area 2.

#### AWARDING EXPERIENCE POINTS

Divide 400 XP equally among the characters if the party defeats the goblins in this room.

### 8. DARK HALL

Even by day, this area has no exterior light. The boxed text assumes that the characters have darkvision or a light source.

This high, narrow hall looks as if it might have been part of a chapel or shrine at one time. Angelic figures are sculpted along the room's upper reaches, looking down on the floor below. To the north, heavy curtains block a matching pair of archways. Between the archways is a cracked but ornately carved stone brazier.

This chamber contains a **grick**—the special pet of the goblin Lhupo (area 9). The grick likes to climb up to a ledge hidden in the shadows of the statuary in the higher reaches of the room. It quietly observes intruders that enter the area before dropping down to strike. Compare the grick's Dexterity (Stealth) check to the characters' Wisdom (Perception) checks (or their passive scores) to determine who among them is surprised. The grick knows that goblins are not to be eaten unless Lhupo says so. The rest of the Cragmaws are terrified of Lhupo's pet and hurry through this room, preferably in twos or threes.

Any cleric who examines the chapel's decor can attempt a DC 10 Intelligence (Religion) check to identify the deities that were once revered here: Oghma (god of knowledge), Mystra (goddess of magic), Lathander (god of dawn), and Tymora (goddess of luck). This is an obvious sign that the builders of the castle were human.

#### DEVELOPMENTS

If combat erupts here, the goblins in area 9 cannot be surprised.

#### TREASURE

The stone brazier contains a mound of coal, buried under which is a gold statuette of a sun elf (100 gp) wrapped in crimson cloth. A goblin hid the figurine here, hoping his fellow goblins wouldn't steal it from him.



A *detect magic* spell reveals that the statuette is imbued with divination magic. Any non-evil creature grasping the statue can ask it a question and receive a telepathic response, as though it had cast *augury* (see the rulebook for a description of this spell). Once a creature has asked its question and received a response, it can never activate the statuette again.

#### AWARDING EXPERIENCE POINTS

Divide 450 XP equally among the characters if the party defeats the grick.

### 9. GOBLIN SHRINE

Goblins have no use for human gods, so the Cragmaws have rededicated this place to Maglubiyet, the god of goblins and hobgoblins.

This chamber occupies the northern tower of the castle. A stone altar stands in the middle of the room, covered with bloodstained black cloth. Golden ritual implements—a chalice, a knife, and a censer—are carefully arranged on top of the altar. Two archways to the south are covered with heavy curtains.

This shrine is home to Lhupo (a **goblin** with 12 hit points) and two ordinary **goblins** that serve as his “acolytes.” They all wear filthy robes over their armor, but none of them possess divine powers (although Lhupo claims to hear Maglubiyet speaking to him). If the goblins heard the characters fighting the gricks in area 8, they hide behind the altar and attempt to surprise the characters. Otherwise, all three goblins are kneeling before the altar, praying to their evil god.

The bloodstained cloth completely covers the stone altar, the sides of which are engraved with images of the same gods reflected in the decor found in area 8.

#### TREASURE

The chalice, knife, and censer are human-made art objects worth 150 gp, 60 gp, and 120 gp, respectively.

#### AWARDING EXPERIENCE POINTS

Divide 150 XP equally among the characters if the party defeats the goblins.

### 10. POSTERN GATE

This side entrance to the castle is locked but unguarded.

On the south side of the old castle, an overgrown path leads to a passage that climbs up into the wall. A large iron door stands here, sheltered from direct outside attack. Arrow slits ten feet above the ground overlook the path.

The iron door is locked. It can be opened with thieves’ tools and a successful DC 15 Dexterity check, or knocked down with a successful DC 25 Strength check.

**Arrow Slits.** Any character who pauses and listens near the arrow slits hears, from area 7, an occasional clatter of crockery and angry goblins arguing over whether the dishes need cleaning. The goblins aren’t keeping watch



from these arrow slits. However, if the characters make a lot of noise or commotion, such as knocking down the door, the goblins come and look. If they see intruders outside, they shout an alarm.

### 11. RUINED TOWER

Dusty canvas (marked with a “C” on the map) hides the northern entrance to this area, blending in with the surrounding stonework and rubble. A character who succeeds on a DC 15 Wisdom (Perception) check spots a footpath leading up to the hidden entrance. If the characters are actively searching the outside of the castle for a hidden entrance, they can make a DC 10 Wisdom (Perception) check to spot the canvas “door.”

This tower has almost completely collapsed, although the ground floor still has a little open space. Rotting crates and ancient barrels show that provisions were once stored here. A heavy curtain blocks a crumbling area to the south, and an intact door leads east. To the north, a short passage through the rubble ends before a screen of canvas.

### 12. GUARD BARRACKS

The creatures here keep watch from the arrow slit, so any characters creeping around the east side of the castle are likely to be spotted and attacked.





OWLBEAR

A stone brazier full of coals glows in the middle of this small barracks. Four straw pallets are lined up along the east wall. The wall to the south has collapsed, but a barred wooden door in that direction is still clear. A curtain hangs in an archway to the north.

Two **hobgoblins** stand guard in this room. They are smart, tough, and loyal to King Grol. At the start of combat, one hobgoblin runs to warn the king in area 14, then returns 2 rounds later to rejoin the fray.

This area was once a parlor for the castle's human occupants, though its rotted furnishings were broken up by the Cragmaws and used for firewood.

#### AWARDING EXPERIENCE POINTS

Divide 200 XP equally among the characters if the party defeats the hobgoblins.

### 13. OWLBEAR TOWER

The door to this room is held shut with a heavy wooden bar—a subtle warning that danger lies beyond. When the bar is lifted, the creature in the room awakens and lets out a terrible roar.

The arrow slits here are shuttered, leaving the room dark. The boxed text assumes that the characters have darkvision or a light source.

The upper floors of this tower have collapsed to create a hollow silo at least thirty feet high, and the upper reaches of the room are lost in shadows. Dust, rubble, and broken glass cover the floor, and old worktables and bookshelves lie strewn to the south. In the middle of the room is a hulking beast that looks like a mangy bear with an owl's head. It rears up and roars when it sees you.

The Cragmaws have captured an **owlbear** and confined it to this tower. The room is kept dark to keep the beast calm, but King Grol doesn't know what to do with it yet. If a character throws it fresh meat, the owlbear devours the food. Otherwise, it attacks the first creature it sees in the doorway.

This room was once a library and workshop, but nothing of its original contents remains intact.

#### DEVELOPMENTS

If the characters open the door and stay out of the owlbear's way, it flees the castle (most likely through area 11). The creature attacks anything that gets in its way.

#### TREASURE

All that remains of the tower's second floor is a jagged ledge, upon which sits a battered wooden chest. The chest is hard to see from the floor, requiring a successful DC 15 Wisdom (Perception) check to notice. The chest is unlocked and contains 90 ep, 120 gp, a *potion of healing*, a *scroll of silence*, and a *scroll of revivify*.

#### AWARDING EXPERIENCE POINTS

Divide 700 XP equally among the characters if the party defeats the owlbear or releases it.

### 14. KING'S QUARTERS

Any character who listens at the door hears two voices in a heated discussion—a loud, growling voice demanding payment for something, and a silky smooth reply.

This chamber has been set up as a crude living space, with thick furs thrown on the floor to serve as carpets, old trophies hanging on the walls, a large bed to the north, and a brazier of coals burning brightly. A round table with several chairs stands to the south near the door. Near the table, on the floor, is an unconscious dwarf who looks badly beaten.

King Grol is a fierce old **bugbear** with 45 hit points. He rules the Cragmaws through pure intimidation. Age has stooped his shoulders and hunched his back, but he remains surprisingly agile and strong. He is demanding and vindictive, and no Cragmaw dares to cross him.

Grol is attended by Snarl, a **wolf** with 18 hit points, and a **doppelganger** disguised as a female drow. The doppelganger, Vyerith, is a messenger from the Black Spider, come to collect Gundren Rockseeker and the map of Wave Echo Cave from King Grol. Grol wants to sell the map instead of surrendering it, and he and the drow are negotiating a price. Vyerith first wants to question Gundren to find out if anyone else knows the location of



the mine. Then the doppelganger intends to kill the dwarf and destroy the map.

If the villains have been warned that an attack is imminent, Vyerith hides behind the door to the northeast, leaving it open a crack and hoping to attack an intruder from the rear. Grol holds Gundren hostage, ready to kill the dwarf if the characters don't back off.

**Arrow Slits.** The arrow slits are 15 feet above the ground outside, and the creatures here aren't keeping watch. They are unlikely to notice intruders moving around the exterior of the castle.

**Northwest Room.** This partially collapsed chamber was once a comfortable bathroom. It still contains a large tile tub, unused by the castle's current occupants.

**Unconscious Dwarf.** Near the southwest corner of the room is Gundren Rockseeker, a dwarf **commoner**. He is unconscious but stable at 0 hit points.

#### DEVELOPMENTS

If Grol is killed, Vyerith tries to kill Gundren and flee with the map, heading toward area 11 and escaping through the concealed canvas door. If cornered, the doppelganger fights to the death rather than allow itself to be captured.

If Gundren is revived, he thanks the party for coming to his rescue but won't leave Cragmaw Castle without his map. Unfortunately, he doesn't know where King Grol has hidden it (see the "Treasure" section).

#### TREASURE

Hidden under Grol's bed mattress is a stitched leather sack containing 220 sp, 160 ep, three *potions of healing*, and Gundren's map to Wave Echo Cave.

#### AWARDING EXPERIENCE POINTS

Divide 950 XP equally among the characters if the party defeats King Grol, the wolf, and the doppelganger.

Award an additional 200 XP to the party if the characters rescue Gundren Rockseeker and escort him safely back to Phandalin.

#### RETURNING WAR BAND

You can add a complication in the form of a hobgoblin war band returning home, just as the characters are preparing to leave. This war band consists of three **hobgoblins** led by Targor Bloodsword, a **hobgoblin** with 20 hit points. Targor also has two **wolves** as pets.

The hobgoblins have no treasure, but 1d4 of them carry bloody sacks, each containing a severed elf head. The severed heads are trophies from the hobgoblins' recent victory over an elf hunting party.

Clever characters might try to reason with Targor by urging him to think of himself as Grol's successor rather than Grol's avenger. Targor has long aspired to lead the Cragmaw tribe, so he might do the adventurers the favor of not killing them, provided one or more characters succeed on a DC 15 Charisma (Persuasion) check.

#### AWARDING EXPERIENCE POINTS

Divide 500 XP equally among the characters if they defeat the hobgoblin war band or come to terms with Targor.


#### WHAT'S NEXT?

If Gundren Rockseeker survives the ordeal at Cragmaw Castle, he offers the characters his thanks and asks that they escort him back to Phandalin and then venture to Wave Echo Cave to learn the fate of his brothers, Nundro and Tharden. He knows that someone called the Black Spider orchestrated his capture and hopes that the characters stop the villain. Upon returning to Phandalin, Gundren offers the characters 25 gp each for their assistance and promises the party a 10 percent share of the mine's wealth once his operation there is up and running.

Whether the characters sought the information from Agatha or Reidoth, negotiated with Hamun Kost, or recovered Gundren and his map from Cragmaw Castle, they now know the location of Wave Echo Cave. The only thing left for them to do is seek out the old dwarven delve and discover for themselves who the Black Spider is, and why he's so interested in the Lost Mine of Phandelver.







## PART 4: WAVE ECHO CAVE

Fifteen miles east of Phandalin, in the deep vales of the Sword Mountains, lies Wave Echo Cave. The rich mine of the Phandelver's Pact was lost five hundred years ago during orc invasions that devastated this part of the North.

In the centuries since, countless prospectors and adventurers have searched for the lost mine, but none succeeded until the Rockseeker brothers found the entrance a month ago. Unfortunately, the Rockseekers did not realize they were being trailed by spies working for Nezznar, the Black Spider, and they inadvertently led the drow villain to their prize. Nezznar and his followers dealt with the two Rockseekers who were guarding their find, then arranged for Gundren's ambush. Learning of the adventurers' involvement with Gundren or their exploits in and around Phandalin, the Black Spider has given orders for the characters to be dealt with. Meanwhile, Nezznar has begun his exploration of Wave Echo Cave.

The drow is searching for the Forge of Spells, where the human mages of old Phandalin enchanted dwarven weapons and gnome gadgets. However, Nezznar's exploration has been hindered by the restless undead and dangerous monsters that lurk in Wave Echo Cave, forcing him to proceed with great caution.

The adventurers now have the chance to aid Gundren, avenge his kin, and put a stop to the nefarious schemes of the Black Spider. And of course, the hoard of powerful magic rumored to be hidden in the mines is a rich prize.

### CHARACTER LEVEL

This part of the adventure is designed for characters of at least 4th level and assumes that each character has earned at least 2,700 XP. If the adventurers skipped too many of the optional investigations and encounters in part 3, they might not be 4th level, and many of the encounters in this section might be difficult for them.

### EXPERIENCE POINT AWARDS

In this part of the adventure, XP is awarded for overcoming monsters, as in parts 2 and 3. However, XP awards for monsters is not given in the encounter description. Instead, the amount of XP that a monster is worth is noted in its stat block (see appendix B). You calculate the award by totaling the value for each monster the characters overcome. Additional XP awards, and the reasons for them, are described in the text, under the "Awarding Experience Points" heading.

### WANDERING MONSTERS

Monsters roam through all areas of the mine. Random encounters remind players that monsters aren't

necessarily confined to specific areas, and that no part of the dungeon is safe. Encounters with wandering monsters are an effective way to keep the players and characters on their toes, alleviate player boredom, and tax party resources. However, having too many random encounters can become tedious, so use them sparingly.

If the characters spend a long time in a given area, you can check for wandering monsters by rolling a d20. On a roll of 17–20, an encounter takes place. Conversely, if the players seem restless, you can decide that an encounter occurs. Roll a d12 and consult the Wandering Monsters table to determine what the party meets.

#### WANDERING MONSTERS

d12 Roll	Result
1–3	Stirges (2d4)
4–5	Ghouls (1d4)
6	Gricks (1d4)
7–8	Bugbears (1d4)
9	Skeletons (1d6)
10	Zombies (1d6)
11–12	Ochre Jelly (1)

### GENERAL FEATURES

The mine is cold, damp, and surprisingly drafty. A noticeable breeze blows through many of its passages, flowing from area 1 toward area 16.

**Ceilings.** Tunnels are 10 feet high unless noted otherwise. Rooms have 20-foot-high ceilings, while natural caverns have 30-foot-high ceilings dotted with stalactites.

**Doors.** Unless noted otherwise, all doors are 6 feet tall, 4 feet wide, and made of six-inch-thick cut slabs of stone fitted with iron handles and hinges. The doors are low and wide—perfect for dwarves.

**Walls.** The walls are hewn stone. In a few areas (14, 15, 19, and 20), they are dressed with well-fitted stone blocks.

**Floors.** All floors are smooth, natural stone.


**Light.** None unless otherwise indicated. The boxed text assumes that the characters have light sources or darkvision.

**Stalagmites.** Found in many of the natural caverns, these spires of rock rise up from the floor and can be used for cover (see "Cover" in the rulebook).

### KEYED ENCOUNTERS

All the encounters in this part of the adventure are keyed to the map of Wave Echo Cave.





**WAVE ECHO CAVE**  
1 square = 10 feet

-  Barrels
-  Brazier
-  Bunk Bed
-  Escarpment
-  Fungus
-  Pillar
-  Stalagmite
-  Table
-  Waterwheel



## BOOMING WAVES

All good dungeons have characteristics that make them unique, and Wave Echo Cave is no exception. The rhythmic thunder of pounding waves echoes throughout the mine, loud enough to make the stone underfoot shiver. Waves come about two minutes apart, growing louder toward the northeast.

Wave Echo Cave is nowhere near the ocean, but a water-filled cavern deep in the mine is connected to an underground hot spring. That spring boils over continuously to produce a surge that slams into a narrow funnel, making a sound like breaking surf. Describe this sound to players on occasion. It will pique their curiosity and lure them toward its source, drawing them deeper into the mine as a consequence.

## 1. CAVE ENTRANCE

Whether the characters follow Gundren's map or receive directions to Wave Echo Cave from another source, their initial approach leads them to a narrow tunnel whose entrance is hidden within the Sword Mountain foothills.

The entrance tunnel leads into a large cavern supported by a natural pillar of rock and containing three stalagmites. In the western part of the cave, behind the column of rock, are three bedrolls and a heap of ordinary supplies—sacks of flour, bags of salt, casks of salted meat, lanterns, flasks of lamp oil, pickaxes, shovels, and other gear. Amid the supplies, you see the body of a dwarf miner, dead for at least a week.

The northeastern section of the cavern has collapsed, forming a ten-foot-wide, twenty-foot-deep pit. A sturdy hemp rope is tied off around a nearby stalagmite and dangles down the side of the pit, at the bottom of which is a rough-hewn tunnel heading northwest and east.

This was the campsite of the Rockseekers. The dead dwarf is Tharden, Gundren's brother, who was killed by the Black Spider. Gundren's other brother, Nundro, was here as well and is currently the Black Spider's prisoner in area 20.

The dwarves' supplies are potentially useful, but not particularly valuable.

**Open Pit.** Climbing up or down the wall of the pit without a rope requires a successful DC 15 Strength (Athletics) check. A character who fails the check by 5 or more falls and takes 1d6 bludgeoning damage per 10 feet fallen, landing prone at the bottom. The tunnel at the bottom of the pit leads northwest toward area 2 and east toward area 3.

### TREASURE

Tharden wears a pair of *boots of striding and springing*. In his haste to explore the rest of Wave Echo Cave, Nezznar overlooked them.

## 2. MINE TUNNELS

This maze of passages is an old section of Wave Echo Cave's original mine site.

This area consists of numerous intersecting passages. The ceilings here are only six feet high, and several of the passages end in partially excavated rock faces.

The dead-end passages are places where the miners gave up and decided to move on to other spots. Patiently lurking in one is an **ochre jelly**. When the party enters this section of the mine, the jelly begins to stalk the group, instinctively waiting for an opportunity to attack a lone target.

## 3. OLD ENTRANCE

The tunnel that runs south was the original entrance to Wave Echo Cave, but it was buried by the destruction that wracked the mines centuries ago. A pitched battle was fought here when the orcs stormed the mines. The dead still lie where they fell.

Many tunnels intersect at this natural, thirty-foot-high cavern. The walls are carved with simple reliefs showing dwarf and gnome miners hard at work. Below them, nearly two dozen skeletons in rusted scraps of armor are scattered across the cavern floor. Some are dwarf skeletons, while others are orc remains. Half a dozen large brass lanterns stand in niches or on ledges around the cavern, but none are lit.

Clinging to the ceiling like bats are ten **stirges**. The monsters find scant living prey in the mines, and they are ravenous. If the characters are looking down at the skeletons on the floor, the stirges are likely get the drop on them. Any character who isn't watching the ceiling is surprised unless his or her passive Wisdom (Perception) score is higher than the stirges' Dexterity (Stealth) check total (roll once for all of them). Characters who aren't surprised hear a flapping noise as the stirges descend to attack.

The lanterns and the carvings of miners at work were meant as a welcome to newcomers.

## 4. OLD GUARDROOM

This guardroom once protected the nearby entrance to the mine, but it was overrun early in the fighting when the orcs attacked.

Splintered stone benches and heaps of rubble from a partially collapsed ceiling fill this room. Amid ruined stone bunks and toppled weapon racks are the bones of several dwarves and orcs.

In the round after any living creature enters this chamber, the bones begin to stir and knit together, forming nine **skeletons**. They fight until destroyed.

## 5. ASSAYERS' OFFICE

The mine's assayers worked here, weighing and assessing ore samples and paying the minors for their labor.



This chamber was once an office or storeroom of some kind. A large stone counter bisects the room, set with three dusty balance scales made of iron. Cubbyholes carved into the north wall are stuffed with dusty paper scraps. Several long-dead corpses—gnomes and orcs by their look—are sprawled across the floor.

The centuries-old paper in the cubbyholes disintegrates if touched, but a character who reads Dwarvish can see faint markings on a few scraps, recording weigh-ins and disbursements.

#### TREASURE

Behind the counter sits a locked iron strongbox, requiring thieves' tools and a successful DC 20 Dexterity check to open. This pay chest was overlooked in the fighting and contains 600 cp, 180 sp, 90 ep, and 60 gp.

## 6. SOUTH BARRACKS

This was a miners' barracks, where the skilled delvers working in Wave Echo Cave rested between shifts. Any character who listens at the partially open door hears faint crunching and splintering sounds with a successful DC 10 Wisdom (Perception) check.

Old stone bunks in orderly rows line the walls of this chamber, and a corroded iron brazier full of old coals stands near the middle of the room. The bones of a half dozen dwarves and orcs lie strewn about, clad in scraps of armor. Three gray, hunched figures squat among the remains, pawing at the scraps and gnawing on the bones.

Three **ghouls** from the pack in area 9 are here, cracking and gnawing on the ancient bones of the fallen in the vain hope that some tasty morsel of marrow remains. The ghouls, eager for a fresh meal, attack immediately.

## 7. RUINED STOREROOM

Despite the destruction all around, the northern part of this storage area has survived intact.

The eastern wall of this chamber has collapsed into a mass of rubble. To the north, a door stands ajar, leading to a good-sized storeroom. Dusty kegs are tucked neatly against the walls, all of them cracked and split open from age.

It's not comfortable, but the storeroom is a secure resting place. No monsters come this way. Moreover, the storeroom door is in good shape and can easily be blocked or barred from the inside.

The contents of the kegs have long evaporated.

## 8. FUNGI CAVERN

This cave has hindered Nezznar's explorations. The drow suspects that the mine's magic workshops are close by, but he's reluctant to risk dealing with the monsters here.

Dense carpets of weird fungi cover large sections of the floor in this cavern. The growth includes puffballs a foot across, weird shelf fungus growing on stalagmites, and large stalks and caps a good five feet tall. Some of the puffballs glow with an eerie green phosphorescence.

Most of the fungi is harmless, and the green-glowing fungi allow creatures to see the entire cavern without the aid of darkvision or a light source.

**Poison Gas.** Whenever a creature attempts to cross the cavern, the carpets of fungi that cover most of the floor release poisonous gas into the air. Each creature in the cavern must succeed on a DC 11 Constitution saving throw or take 3d6 poison damage and be poisoned for 10



GHOU



minutes (see the rulebook for more information on the poisoned condition). The gas disperses after 1 minute, but until then, any living creature that ends its turn in the cavern must repeat the saving throw.

## 9. GREAT CAVERN

This cave once served as the banquet room, meeting area, and mead hall for the miners.

Steep escarpments divide this large cavern into three sections—high ledges at either end, and a lower section in the middle. Carved stone stairs climb up to the ledges. Two large tables stand in the middle section, along with a pair of old braziers. A smaller table stands on the eastern ledge. The skeletal remains of dozens of dead warriors—dwarves, gnomes, orcs, and ogres—attest to the fierceness of the fighting that took place here long ago.

Seven **ghouls** lurk in the shadows on the western ledge. They notice any light or noise elsewhere in the cave and quickly bound down to attack. The undead are hungry and fight until destroyed.

The escarpments are 10 feet high and require a successful DC 12 Strength (Athletics) check to climb. A creature that falls or is knocked from the top of a ledge takes 1d6 bludgeoning damage and lands prone.

## 10. DARK POOL

Treasure is concealed in this water-filled cave.

A still pool fills much of this cavern. The water is dark, revealing little of what might lie within. The shore of the pool consists of a thin layer of broken shells from strange, pale mussels, and a fishy odor hangs in the air.

A passage leads south from this area, and a set of steps climbs up to the east. A sluggish stream flows out of the cave to the northeast.

The pool is 20 feet deep in the middle. The stream to the northeast is 3 feet deep, and the ceiling of the passage is 2 to 3 feet above the water. Characters can easily wade through the stream to area 18.

A character who explores the pool finds an old skeleton lying on the bottom, 10 feet from the shore and under 10 feet of water. These are the remains of a human wizard from old Phandalin who died defending the mines against the orc attackers. Several orc arrows are still lodged in the skeleton's ribcage.

### TREASURE

The skeleton wears two platinum rings (75 gp each) and clutches a *wand of magic missiles* in its bony fingers.

## 11. NORTH BARRACKS

The eastern door is barricaded from inside the room and requires a successful DC 20 Strength check to force open. A character who listens at either door and succeeds on a DC 10 Wisdom (Perception) check hears gruff voices speaking Goblin and talking about how hungry they are.

Old stone bunks line the walls of this barracks, which is lit and heated by a glowing iron brazier in the middle of the room.

If the party enters from the west, add:

Across the room is another door, this one blocked by a barricade made from the remains of a wooden table.

Five **bugbears** reside in this chamber. They are loyal minions of Nezznar. This room marks the front line in the Black Spider's assault on Wave Echo Cave, and the bugbears are here to prevent ghouls, zombies, or other undead from troubling their master in his lair (area 19).

Like area 6, this was formerly a barracks for miners. Nezznar's bugbears removed the corpses they found here and built the barricade.

### TREASURE

The largest bugbear carries a pouch containing 15 cp, 13 ep, and a *potion of vitality*.

## 12. SMELTER CAVERN

Like the fungi cavern at area 8, this chamber poses a serious obstacle that prevents Nezznar from reaching his objective—the Forge of Spells (area 15). The drow is still formulating a plan to get past the undead guardians in this area.

A blast furnace and a mechanical bellows powered by a waterwheel dominate this large chamber. The furnace is cold and dark, but heaps of coal are piled nearby, along with carts full of unrefined ore. The waterwheel sits in a ten-foot-wide channel cut into the floor of the room, but the channel is dry. Passages exit to the west, south, and east. The empty channel exits to the north and east.

More than a dozen withered corpses are scattered around the room. These slain dwarves and orcs are still wearing the remnants of their armor. Floating above them is a skull engulfed in green flame.

Eight of the fallen dwarf warriors are **zombies**. They rise and pursue any living creatures that enter the room, but they do not pursue creatures outside this area for more than 1 round. In addition, a far more intelligent undead guards this area: a **flameskull**. This creature was a servant of the human wizards allied with the Phandelver dwarves and gnomes, and it continues to act on ancient instructions to prevent intruders from passing through.

This impressive chamber was the heart of the Wave Echo Cave mining operation. Here, the dwarves melted down their ore to refine ingots of silver, gold, and platinum. The dry channel is where the dwarves diverted the stream from area 18 to power the waterwheel here. That in turn operated the bellows that fed the furnace.

The channel's bottom is 5 feet below floor level, and no ability check is required to scramble in or out. Characters in the channel can follow it out of this room to the north or to the east, though the ceiling is only 5 feet high after the channel exits this room.



### 13. STARRY CAVERN

The structural damage and the skeletal remains in this area are evidence of the destructive spell battle fought here centuries ago when the orcs and their mercenary wizards stormed the mines.

Glittering minerals in the ceiling of this large cavern catch the light and send it back to create the impression of a starry night sky. Dozens of skeletons—many crushed under fallen debris—are scattered across the floor.

The cave is large enough that it contains two freestanding structures. Each of these stone buildings is proportioned for human use, as opposed to the dwarf-sized doorways and furnishings you've seen elsewhere in the mines. Both structures have battered and blackened masonry walls, their double doors cracked and scorched.

The cavern is divided by an escarpment, into which a flight of stairs has been cut. Passages lead out of this area to the north, south, and west.

The damaged buildings are described in areas 14 and 15. Minerals in the ceiling are pretty, but they are neither magical nor valuable.

Any character proficient in Arcana can sense a subtle aura of magic in this cavern. (A *detect magic* spell reveals the same.) The aura becomes stronger as one approaches the northern building (area 15).

### 14. WIZARDS' QUARTERS

The doors leading into this area are cracked, their iron hinges partially melted. Wrenching or smashing open the doors requires a successful DC 15 Strength check.

Dust, ash, walls blackened by fire, and heaps of debris beneath the sagging ceiling show that this room was damaged by a destructive blast. The furnishings—tables, chairs, bookshelves, beds—are charred or splintered, but otherwise well preserved. A scorched iron chest stands near the foot of one of the beds.

This room contains the restless spirit of the last wizard to die here: **Mormesk the wraith**. He is not immediately visible but rises up out of the floor when a living creature enters the room.

Mormesk was a powerful mage until he met his end in the spell battle at the climax of the orc attack. Centuries of anger have poisoned his soul, transforming him into a hate-filled apparition.

Mormesk leads the undead that haunt Wave Echo Cave. The wraith spends his time here because the treasure he had amassed in life is in the scorched chest (see the "Treasure" section). No longer corporeal, he cannot touch or possess the wealth he enjoyed in life.

This building served as a guesthouse for visiting wizards working in the Forge of Spells (area 15), most of whom were humans from nearby cities. The furnishings are all human proportioned.



FLAMESKULL

#### ROLEPLAYING MORMESK

Mormesk speaks in grave whispers. When the wraith first rises up from the floor, it says, "Your presence is offensive to me, your life forfeit. My treasures are mine alone, not yours to plunder!" If the characters make no attempt to reason with the wraith, it attacks.

If the characters try to reason with the wraith, it listens to what they have to say, provided they have not harmed it in any way or seized any of its property. The wraith is irrevocably evil, so the only way the characters can stay its spectral hand is to offer it something a former wizard would consider valuable in exchange for their lives. Mormesk values magic items (particularly scrolls), spellbooks, and arcane knowledge. Whatever the gift, a character must succeed on a DC 10 Charisma (Persuasion) check to convince the wraith of its value.

Regardless of what the characters offer it, the wraith won't relinquish the wooden pipe in the scorched chest. It will, however, part with the coins and gems if the characters agree to kill the spectator in the Forge of Spells. (The wraith doesn't explain what a spectator is. It merely points toward area 15.) Once it receives its gift, the wraith allows characters to peruse its books and keep the secret map in one of them (see the "Treasure" section).

#### TREASURE

The scorched chest is unlocked and contains 1,100 cp, 160 sp, 50 ep, three diamonds (100 gp each), and a wooden pipe adorned with platinum filigree (150 gp).

A handful of magically preserved tomes remain on the shelves. Most are just histories, but one has a map sewn into its cover. The map's presence can be discerned with a successful DC 12 Intelligence (Investigation) check. The shows the location of a dungeon of your own creation. When the characters finish their explorations here, this old map can lead them to their next adventure.



## 15. FORGE OF SPELLS

Here is where the wizards allied with the dwarves and gnomes of the Phandelver's Pact channeled the magic of these caverns to enchant dwarven arms and gnome gadgets. The northernmost door is scorched and cracked, its iron hinges partially melted; forcing it open requires a successful DC 15 Strength check. The western double doors are just as damaged but stand slightly ajar.

This large workshop was badly damaged by the ancient spell battle that laid waste to the mine. Worktables taking up two corners of the room are scorched, and the plaster has been burned off the masonry walls. In the middle of the room, a stone pedestal holds a small brazier in which an eerie green flame dances and crackles. The brazier and its pedestal appear to have been untouched by the forces that destroyed this area.

Behind the brazier of green flame floats a spherical creature measuring roughly four feet in diameter. Four eyestalks protrude from its central mass, two on each side. In the center of the body is a large eye that stares at you.

"Hello," says a thick, burbling voice inside your head.

The monster that guards this room is a **spectator**. One of the human wizards who worked in the Forge of Spells summoned the creature to guard the magic items created and stored here. When the mine was sacked, the orcs disturbed the delicate magic in the area, unhinging the spectator's grip on reality. It has become deranged and believes that the mine is still in use, ignoring all evidence to the contrary.

The wraith (area 14) wants to drive off or kill the spectator, but so far, the creature has easily handled the assaults of Mormesk's zombies and ghouls while seeing nothing strange about undead roaming the mine. If the party attempts to remove anything from this area, the spectator attacks. If the spectator is blinded somehow, it disappears back to its home plane, convinced that it can no longer perform the task for which it was summoned.

With a successful DC 15 Charisma (Deception) check, a character can trick the spectator into thinking one or more party members are wizards or miners who work for the owners of Wave Echo Cave, sent to terminate the spectator's employment. If the deception succeeds, the spectator believes it is released from its obligations, and it disappears and returns to its home plane.

**Brazier of Green Flame.** A successful DC 15 Intelligence (Arcana) check identifies the brazier as the source of the magic that suffuses the surrounding caverns. This magic has waned over the years, to the extent that it can no longer be harnessed to permanently enchant magic items. However, any nonmagical weapon or armor bathed in the green flame for at least 1 minute becomes a *+1 weapon* or *+1 armor*, respectively, for 1d12 hours (see appendix A). The brazier cannot be removed from the Forge of Spells.

**Northern Room.** This small room is a separate workspace, where items being prepared for enchantment were polished, lacquered, and otherwise finished. Like the main workshop, it has been almost completely destroyed.

### TREASURE

On the worktable in the southeast corner of the room are the last items the spectator was charged to protect: *Lightbringer* and *Dragonguard*.

**Lightbringer.** This *+1 mace* was made for a cleric of Lathander, the god of dawn. The head of the mace is shaped like a sunburst and made of solid brass. Named *Lightbringer*, this weapon glows as bright as a torch when its wielder commands. While glowing, the mace deals an extra 1d6 radiant damage to undead creatures.

**Dragonguard.** This *+1 breastplate* has a gold dragon motif worked into its design. Created for a human hero of Neverwinter named Tergon, it grants its wearer advantage on saving throws against the breath weapons of creatures that have the dragon type.

## 16. BOOMING CAVERN

The sound of pounding surf that gives Wave Echo Cave its name can be traced to this water-filled cavern.



SPECTATOR



A narrow ledge overlooks a large cavern that houses a surging, seething body of water. The rhythmic booming heard throughout the mines is louder here. At regular intervals, a fresh surge of water funnels into this chamber and slams against the wall just below the ledge. The echo suggests that this cave might be one arm of a much larger cavern to the northeast.

The ledge that hugs the south wall is 15 feet above water level. However, when water surges into the cave every 2 minutes, it raises the water level by 10 feet. After a minute, the water level returns to its normal depth of 20 feet.

## 17. OLD STREAMBED

The stream flowing from area 10 to area 18 used to continue through this low passage, eventually emptying out into area 16.

This passageway is barely four feet high and is obstructed by rounded boulders and pebbles. It might have been a streambed, though no water flows here now.

The dwarves diverted the stream into the channel leading to area 12 to drive the waterwheel in the smelter. Then the earthquakes that rocked Wave Echo Cave during the final spell battle of the orc invasion collapsed the floor in area 18, diverting the stream once again. The old streambed remains as a usable passage that circumvents the undead in area 12, although Nezznar has not yet discovered this.

## 18. COLLAPSED CAVERN

Nezznar's servants occupy this cavern, guarding against undead incursions and carefully sifting through the rubble. The Black Spider's divinations suggest that some valuable treasure is hidden at the bottom of the rift that was created when this area was destroyed.

A wide rift fills the eastern half of this cavern. A stream pours out of the west wall, then tumbles down into the rift and flows out again to the north. Several ropes are secured to iron stakes along on the western edge of the rift, leading down to the chasm floor.

Three **bugbears** are stationed here. Two of them are clearing rock on the rift floor while one more stands guard in the western half of the cavern. A **doppelganger** named Vhalak supervises the operation in the guise of a male drow. If a fight breaks out in the main cavern, the two bugbears in the rift climb up the ropes to join the fray.

**Rift.** The rift is 20 feet deep. Climbing up or down without using a rope requires a successful DC 10 Strength (Athletics) check. A creature that fails the check by 5 or more falls and takes 1d6 bludgeoning damage per 10 feet fallen, landing prone at the bottom.

### DEVELOPMENTS

If two or more bugbears are killed, the doppelganger tries to retreat to area 19 to warn Nezznar.

### TREASURE

Nezznar's divinations are accurate. Buried under heavy rubble at the bottom of the rift is the crushed skeleton of a dwarf wearing *gauntlets of ogre power*. The remains are hidden from view but can be found with a successful DC 20 Wisdom (Perception) check. Each character searching can attempt one check per hour.

## 19. TEMPLE OF DUMATHOIN

Nezznar uses this room as his headquarters while he explores the mines and searches for the Forge of Spells.

Six cracked marble pillars line the walls of this hall, at the north end of which stands a nine-foot-tall statue of a dwarf seated on a throne, a mighty stone warhammer across his lap. Large emeralds gleam in the statue's eyes.

The dust and debris covering the floor has been swept to one side, and a campsite of sorts now spreads in front of the statue. Half a dozen bedrolls and packs are neatly arranged around a rough-built fire pit. A wooden table stands on the west side of the room between two pillars.

If the room's occupants are not aware of the characters as they enter, add the following:

Two bugbears stand by the table, flanking a dark elf dressed in black leather armor and robes. He clutches a black staff with a carved spider at the top and frowns as he sees you. "It seems that I must deal with you myself. A pity it must end this way."

**Nezznar the Black Spider** is joined by four **giant spiders** that defend their master to the death. If they are expecting trouble, the spiders hide behind pillars, and Nezznar casts *invisibility* on himself and stands near the table. Make a Dexterity (Stealth) check for the spiders. When intruders appear, the spiders try to entangle them in webs before closing to melee range. Nezznar joins the fray on the round after the spiders attack.

If the **doppelganger** from area 18 retreated to this area, it assumes the guise of Nundro Rockseeker so that Nezznar can use the "dwarf" as leverage to force the party's surrender (although the drow won't actually harm the doppelganger). See the "Roleplaying Nezznar" section for more information on the drow villain.

**Statue.** The statue depicts Dumathoin, the dwarven god of mining. Any character who has proficiency in Religion recognizes the deity. The statue is beautifully carved, and its emerald eyes appear extremely valuable. However, the jewels are clever fakes made of worthless glass, as close inspection and a successful DC 15 Intelligence (Investigation) check reveals. Nevertheless, a powerful spell protects them, and a *detect magic* spell reveals a strong aura of abjuration magic surrounding the statue.

A character can climb the statue easily and pry a jewel loose with a successful DC 10 Strength check. However, if either eye is removed, the pillars that line the walls crack, triggering a ceiling collapse. Each creature in the room must make a DC 15 Dexterity saving throw, taking 4d10





NEZZNAR THE BLACK SPIDER

bludgeoning damage from falling rubble and falling prone on a failure, or taking only half the damage on a success.

**Table.** The table is strewn with notes and maps showing Nezznar's efforts at exploring the mine so far. A black leather sack of treasure is amid the papers (see the "Treasure" section).

#### ROLEPLAYING NEZZNAR

Even though he intends to kill the characters, Nezznar is curious about them. Given the chance, he quizzes the characters at length regarding their identities, allegiances, interests, and goals. He files it all away in memory in the hope that someday he might find a use for what he learns.

Nezznar admits to being the Black Spider, and to using the Cragmaw goblins and the Redbrands to ensure that Wave Echo Cave remains his secret. He will say or do anything to put the characters off their guard, including promising to surrender or proposing cooperation against the monsters impeding his progress toward reaching the Forge of Spells. However, he betrays the characters as soon as they outlive their usefulness.

#### DEVELOPMENTS

The creatures in area 18 can hear sounds of combat in this room. If they haven't already been dealt with, they arrive after 3 rounds and act immediately after Nezznar's giant spiders in the initiative count.

If the characters capture Nezznar and deliver him to the townmaster's hall in Phandalin, the drow is locked up until Sildar Hallwinter or another representative of the Lords' Alliance can escort him to Neverwinter to face justice and interrogation. However, unless the characters post guards outside Nezznar's cell, Halia Thornton (see page 17) breaks him out of jail, smuggles him out of Phandalin, and delivers him into the waiting arms of the Zhentarim. The Zhents want to learn everything the Black Spider knows about Wave Echo Cave. What happens to Nezznar at that point is up to you.

#### TREASURE

Nezznar carries a *potion of healing* and a *spider staff*. In addition, the drow carries an iron key with a head shaped like an anvil. This key unlocks the door to area 20.

Nezznar's exploration of Wave Echo Cave has yielded some treasure, which the drow keeps in the sack on the wooden table. The sack contains 190 ep, 130 gp, 15 pp, nine small gemstones (10 gp each), and a dwarven ale mug made of hammered electrum (100 gp).

#### AWARDING EXPERIENCE POINTS

If Nezznar is captured alive and delivered to Sildar Hallwinter or Townmaster Wester in Phandalin, award the party double his XP value.

### 20. PRIESTS' QUARTERS

The door to this room is locked, requiring thieves' tools and a successful DC 15 Dexterity check to open. Nezznar (area 19) carries the key.

Unless the characters are being stealthy, any activity at the door attracts the attention of Nezznar and his allies in area 19, prompting the drow to send his giant spiders to investigate.

Dusty draperies adorn the walls of this room, which also contains a bed and brazier. A badly disheveled dwarf lies bound and unconscious on the cold stone floor.

This room formerly belonged to the priest in charge of Dumathoin's temple (area 19), but Nezznar has appropriated it for use as a cell. The figure lying on the floor is Nundro, a dwarf **commoner** and the youngest of the three Rockseeker brothers. Nezznar spared him because he thought the dwarf might know more about the mine than he admitted. The drow has interrogated Nundro harshly once or twice a day ever since capturing him.

#### DEVELOPMENTS

Nundro is grateful if the adventurers rescue him, and he offers to tag along for the duration of their stay in Wave Echo Cave. Nundro doesn't know any more about the layout than the characters, so he hasn't much to offer in the way of useful information. See the "NPC Party Members" sidebar (page 11) for tips on running Nundro.



If the characters deal with Nezznar and his minions, this area serves as a safe and comfortable place to rest before continuing their explorations of the mine.

#### AWARDING EXPERIENCE POINTS

If Nundro is rescued and survives the adventure, divide 200 XP equally among the characters in the party.

### CONCLUSION

With hard work and a little luck, the adventurers have defeated the Black Spider and undone his destructive plots, cleared Phandalin of the ruffians who threatened its people, and reclaimed the lost mine of Wave Echo Cave. Their deeds will be long remembered in this corner of the Sword Coast. In years to come, the restored mines of the Phandelver's Pact will bring great riches to Phandalin and help establish peace and prosperity in the area.

Gundren and Nundro Rockseeker take over administration of the new mine. For the adventurers'

service to their family, they gladly award the party a 10 percent share of the mine's profits. If the characters want to remain in Phandalin and perhaps restore Tresendar Manor or establish homes of their own, the people of the area are glad to have them stay. Even if they choose to move on in search of new adventures, they'll always have a warm welcome in Phandalin.

By the end of the adventure, the characters should be 5th level. If your players wish to continue playing their characters, you can use the contents of this set to create your own adventures; the mysterious map found in area 14 of Wave Echo Cave provides one possible adventure hook, but feel free to explore other ideas using the monsters, magic items, and locations in this adventure. If you want to create adventures for characters higher than 5th level, you'll need the basic rules online or the advanced rulebooks: the *Player's Handbook*, *Dungeon Master's Guide*, and *Monster Manual*.





# APPENDIX A: MAGIC ITEMS

Every adventure holds the promise—but not a guarantee—of finding one or more magic items. *Lost Mine of Phandelver* contains an assortment of magic items that hints at the wider variety of magic items waiting to be found in the worlds of D&D. See the *Dungeon Master's Guide* for many more items.

## USING A MAGIC ITEM

A magic item's description explains how the item works. Handling a magic item is enough to give a character a sense that something is extraordinary about the item. Casting the *identify* spell on the item then reveals its properties. Alternatively, a character can concentrate on the item during a short rest, while being in physical contact with the item. At the end of the rest, the character learns the item's properties. Potions are an exception; a little taste is enough to tell the taster what the potion does.

Certain magic items require a user to **attune** to them before their magical properties can be used. Attuning to a magic item requires that you spend a short rest concentrating on it (this can't be the same short rest used to learn an item's properties). Depending on the nature of the item, this concentration can take the form of prayers, weapon practice, or meditation. In any case, the concentration period must be uninterrupted. Once you are attuned to an item, you can use its magical properties.

An item can be attuned to only one creature at a time. A creature can be attuned to no more than three magic items at any given time, and you can attune yourself to only one item during a short rest.

Your attunement to an item ends when the item has been more than 100 feet away from you for 24 hours and when you die. You can also voluntarily end your attunement to an item with another short rest.

## ITEM DESCRIPTIONS

### +1 ARMOR

The most basic form of magic armor is a superb product of physical and magical craft. You have a +1 bonus to your Armor Class while wearing this armor.

A suit of +1 armor never rusts or deteriorates, and it magically resizes to fit its wearer.

### +1 WEAPON

Magic weapons are unmistakably finer in quality than their ordinary counterparts. You have a +1 bonus to the attack rolls and damage rolls you make with this weapon.

Some +1 weapons (swords in particular) have additional properties, such as shedding light.

### BOOTS OF STRIDING AND SPRINGING

Your speed while you wear these boots becomes 30 feet, unless your walking speed is higher, and your speed is not reduced if you are encumbered or wearing heavy armor. In addition, whenever you jump, you can jump three times the normal distance.

### GAUNTLETS OF OGRE POWER

While you wear these gauntlets, your Strength becomes 19. If your Strength is already 19 or higher, the gauntlets have no effect on you.

### POTION OF FLYING

This potion gives you a flying speed equal to your walking speed for 1 hour. If the potion wears off while you're flying and nothing else is holding you aloft, you must use your movement to descend. If you fail to land before 1 minute passes, you fall.





### POTION OF HEALING

When you drink this potion, you regain 2d4 + 2 hit points.

### POTION OF INVISIBILITY

When you drink this potion, you—along with the clothing, armor, weapons, and other equipment on your person—become invisible for 1 hour. The invisibility ends if you attack or cast a spell.

### POTION OF VITALITY

Drinking this potion removes any exhaustion you are suffering, cures any disease or poison affecting you, and maximizes the effect of any Hit Die you spend to regain hit points within the next 24 hours.

### RING OF PROTECTION

While you are wearing this ring and are attuned to it, you have a +1 bonus to your Armor Class and saving throws.

### SPELL SCROLL

A *spell scroll* bears the words of a single spell, written in a mystical cipher. If the spell is on your class's spell list, you can use an action to read the scroll and cast its spell without having to provide any of the spell's components. Otherwise, the scroll is unintelligible.

If the spell is on your class's spell list but of a higher level than you can normally cast, you must make an ability check using your spellcasting ability to determine whether you cast it successfully. The DC equals 10 + the spell's level. On a failed check, the spell disappears from the scroll with no other effect.

Once the spell is cast, the words on the scroll fade, and the scroll itself crumbles to dust.

### SPIDER STAFF

The top of this black, adamantite staff is shaped like a spider. The staff weighs 6 pounds. You must be attuned to the staff to gain its benefits and cast its spells.

The staff can be wielded as a quarterstaff. It deals 1d6 extra poison damage on a hit when used to make a weapon attack.

The staff has 10 charges, which are used to fuel the spells within it. With the staff in hand, you can use your action to cast one of the following spells from the staff if the spell is on your class's spell list: *spider climb* (1 charge) or *web* (2 charges, spell save DC 15). No components are required.

The staff regains 1d6 + 4 expended charges each day at dusk. If you expend the staff's last charge, roll a d20. On a 1, the staff crumbles to dust and is destroyed.

### STAFF OF DEFENSE

This slender, hollow staff is made of glass yet is as strong as oak. It weighs 3 pounds. You must be attuned to the staff to gain its benefits and cast its spells.

While holding the staff, you have a +1 bonus to your Armor Class.

The staff has 10 charges, which are used to fuel the spells within it. With the staff in hand, you can use your action to cast one of the following spells from the staff if the spell is on your class's spell list: *mage armor* (1 charge) or *shield* (2 charges). No components are required.

The staff regains 1d6 + 4 expended charges each day at dawn. If you expend the staff's last charge, roll a d20. On a 1, the staff shatters and is destroyed.

### WAND OF MAGIC MISSILES

This wand has 7 charges. With the wand in hand, you can use your action to fire the *magic missile* spell from the wand—no components required—and expend 1 to 3 of the wand's charges. For each charge you expend beyond 1, the spell's level increases by 1. You can use this wand even if you are incapable of casting spells.

The wand regains 1d6 + 1 expended charges each day at dawn. If you expend the wand's last charge, roll a d20. On a 1, the wand crumbles into ash and is destroyed.





# APPENDIX B: MONSTERS

This section contains stat blocks and short descriptions for the creatures that appear in *Lost Mine of Phandelver*.

## STATISTICS

A creature's stat block provides the essential information that you, as the DM, need to run the creature.

### SIZE

Each creature takes up a different amount of space. The Size Categories table shows how much space a creature of a particular size controls in combat. Objects sometimes use the same size categories.

#### SIZE CATEGORIES

Size	Space
Tiny	2½ by 2½ ft.
Small	5 by 5 ft.
Medium	5 by 5 ft.
Large	10 by 10 ft.

### SPACE

A creature's space is the area in feet that it effectively controls in combat, not an expression of its physical dimensions. A typical Medium creature isn't 5 feet wide, for example, but it does control a space that wide. If a Medium hobgoblin stands in a 5-foot-wide doorway, other creatures can't get through unless the hobgoblin lets them.

### SQUEEZING INTO A SMALLER SPACE

A creature can squeeze through a space large enough for a creature one size smaller than itself. When squeezing through such a space, the creature's speed is halved. While squeezing, a creature has disadvantage on attack rolls and Dexterity saving throws, and attack rolls against it have advantage.

### TYPE

A creature's type speaks to its fundamental nature. The following types of monsters can be encountered in this adventure.

**Aberrations.** Utterly alien beings that have no place in the natural world.

**Beasts.** Nonhumanoid creatures that, like real-world animals, are a normal part of the world's ecology.

**Dragons.** Large, winged, reptilian creatures of ancient origin and tremendous power.

**Giants.** Humanoid-like creatures that tower over humans and their kin.

**Humanoids.** Bipedal peoples of the civilized and savage world, including humans and a tremendous variety of other races, including dwarves and elves.

**Monstrosities.** Frightening creatures that sometimes resemble beasts but that are often touched by magic and almost never benign.

**Oozes.** Gelatinous creatures that generally have no fixed shape. They are mostly subterranean, dwelling in caves and dungeons.

**Plants.** Plant creatures, as opposed to ordinary plants, have some degree of sentience and mobility.

**Undead.** Once-living creatures brought to a horrifying state of undeath through the practice of necromantic magic or some unholy curse.

### TAGS

A creature might have one or more tags appended to its type, in parentheses. For example, an orc has the humanoid (orc) type. These parenthetical tags provide an additional layer of categorization for certain monsters, but they have no bearing on how a monster is used in combat.

### ALIGNMENT

A creature's alignment provides a clue to its disposition. For example, a chaotic evil creature might be difficult to reason with and might attack characters on sight, whereas a neutral creature might be willing to negotiate. Alignment indicates whether a creature leans toward law or chaos and good or evil or whether a creature is neutral.

**Any Alignment.** Some creatures, such as the warrior, can have any alignment. In other words, you choose the creature's alignment. Depending on the creature, its alignment entry might indicate a tendency or aversion toward law, chaos, good, or evil.

**Unaligned.** Many creatures of low intelligence have no comprehension of law or chaos, good or evil. They don't make moral or ethical choices, but rather act on instinct. These creatures are unaligned, which means they don't have an alignment.

### ARMOR CLASS

A creature that wears armor or carries a shield has an AC that takes its armor, shield, and Dexterity into account. Otherwise, a creature's AC is based on its Dexterity modifier and any natural armor or supernatural resilience it might possess.

If a creature wears armor or carries a shield, the kind of armor it wears or shield it carries is noted in parentheses after its AC value.

### HIT POINTS

A creature usually dies or is destroyed when its hit points drop to 0. For more on hit points, see the rulebook.

### SPEED

A creature's speed tells you how far it can move on its turn. For more information on speed, see the rulebook.

All creatures have a walking speed; creatures that have no form of ground-based locomotion have a speed of 0 feet.

Many of the creatures herein have one or more additional movement modes.

**Climb.** A creature that has a climbing speed can use all or part of its movement to move on vertical surfaces. The creature doesn't need to spend extra movement to climb.

**Fly.** A creature that has a flying speed can use all or part of its movement to fly. If the creature is incapacitated or knocked prone while flying, it falls unless it can hover.

**Swim.** A creature that has a swimming speed doesn't need to spend extra movement to swim.



## ABILITY SCORES

Every creature has six ability scores (Strength, Dexterity, Constitution, Intelligence, Wisdom, and Charisma) and corresponding modifiers. For more information on ability scores and how they're used in play, see the rulebook.

## SAVING THROWS

The Saving Throws entry is reserved for creatures that are particularly adept at resisting certain kinds of effects.

## SKILLS

The Skills entry is reserved for creatures that are proficient in one or more skills. For example, a creature that is very perceptive and stealthy might have higher-than-normal bonuses to Wisdom (Perception) and Dexterity (Stealth) checks.

Skills in a monster's stat block are shown with the total modifier—the monster's ability modifier plus its proficiency bonus. If a monster's stat block says "Stealth +6," roll a d20 and add 6 when the monster makes an ability check using Stealth.

### ARMOR, WEAPON, AND TOOL PROFICIENCIES

Assume that a creature is proficient with its armor, weapons, and tools. If you swap out a creature's armor and weapons, you must decide whether the creature is proficient with its new equipment. See the rulebook for what happens when you use these items without proficiency.

## VULNERABILITIES, RESISTANCES, AND IMMUNITIES

Some creatures have vulnerability, resistance, or immunity to certain types of damage. Additionally, some creatures are immune to certain conditions and other game effects. These immunities are also noted here.

## SENSES

The Senses entry notes a creature's passive Wisdom (Perception) score, as well as any special senses the creature might have, such as the following senses.

**Blindsight.** A creature with blindsight can perceive its surroundings without having to rely on sight, within a specific radius.

**Darkvision.** A creature with darkvision can see in the dark within a specific radius. The creature can see in dim light within the radius as if it were bright light, and in darkness as if it were dim light. The creature can't discern color in darkness, only shades of gray.

**Truesight.** A creature with truesight can see in normal and magical darkness, see invisible creatures and objects, automatically detect visual illusions and succeed on saving throws against them, and perceive the original form of a shapechanger or a creature that is transformed by magic. Furthermore, the creature can see into the Ethereal Plane.

## LANGUAGES

The languages that a creature can speak are listed in alphabetical order. Sometimes a creature can understand a language but not speak it, and this is noted in its entry.

## CHALLENGE

An appropriately equipped and well-rested party of four adventurers should be able to defeat a creature that has a challenge rating equal to their level without suffering any casualties.

Monsters that are significantly weaker than 1st-level characters have challenge ratings lower than 1.

## EXPERIENCE POINTS (XP)

The number of experience points a creature is worth is based on its Challenge. Typically, XP is awarded for defeating the monster.

## TRAITS

Traits are special characteristics of the creature that are likely to be relevant in a combat encounter.

## ACTIONS

When a creature takes its action, it can choose from the options in the "Actions" section of its stat block. The rulebook describes other actions available to all creatures.

## MELEE AND RANGED ATTACKS

The most common actions that a creature will take in combat are melee and ranged attacks. These can be spell attacks or weapon attacks, where the "weapon" might be a manufactured item or a natural weapon, such as a claw.

**Hit.** Any damage or other effects that occur as a result of an attack hitting a target are described here. As the DM, you have the option of taking average damage or rolling the damage; for this reason, both the average damage and the die expression are presented. For example, a monster might deal 4 (1d8) slashing damage with its longsword. That notation means you can have the monster deal 4 damage or you can roll 1d8 to determine the damage.

## REACTIONS

If a creature can do something unusual with its reaction, that information is contained here. Most creatures do not have special reactions, in which case this section is absent. Reactions are explained in the rulebook.

## LIMITED USAGE

Some special abilities—whether they are traits, actions, or reactions—have restrictions on the number of times they can be used.

**X/Day.** The notation "X/Day" means a special ability can be used a certain number of times and that a monster must finish a long rest to regain expended uses. For example, "1/Day" means a special ability can be used once and that the monster must finish a long rest to use it again.

**Recharge X-Y.** The notation "Recharge X-Y" means a monster can use a special ability once and that the ability then has a random chance of recharging during each subsequent round of combat. At the start of each of the monster's turns, roll a d6. If the roll is one of the numbers in the recharge notation, the monster regains the use of the special ability. The ability also recharges when the monster finishes a short or long rest.

For example, "Recharge 6" means a monster can use the special ability once. Then, at the start of the monster's turn, it regains the use of that ability if it rolls a 6 on a d6.



# MONSTER DESCRIPTIONS

The monsters appearing in the adventure are presented in this section in alphabetical order.

## BUGBEAR

Medium humanoid (goblinoid), chaotic evil

Armor Class 16 (hide armor, shield)

Hit Points 27 (5d8 + 5)

Speed 30 ft.

STR	DEX	CON	INT	WIS	CHA
15 (+2)	14 (+2)	13 (+1)	8 (-1)	11 (+0)	9 (-1)

Skills Stealth +6, Survival +2

Senses darkvision 60 ft., passive Perception 10

Languages Common, Goblin

Challenge 1 (200 XP)

**Brute.** When the bugbear hits with a melee weapon attack, the attack deals one extra die of the weapon's damage to the target (included below).

**Surprise Attack.** If the bugbear surprises a creature and hits it with an attack during the first round of combat, the target takes an extra 7 (2d6) damage from the attack.

### ACTIONS

**Morningstar.** *Melee Weapon Attack:* +4 to hit, reach 5 ft., one target. *Hit:* 11 (2d8 + 2) piercing damage.



BUGBEAR

**Javelin.** *Melee or Ranged Weapon Attack:* +4 to hit, reach 5 ft. or range 30 ft./120 ft., one target. *Hit:* 5 (1d6 + 2) piercing damage, or 9 (2d6 + 2) piercing damage in melee.

Bugbears are cruel and unruly humanoids that live to bully the weak and dislike being bossed around. Despite their intimidating builds, bugbears move with surprising stealth and are fond of setting ambushes.

## COMMONER

Medium humanoid (any race), any alignment

Armor Class 10

Hit Points 4 (1d8)

Speed 30 ft.

STR	DEX	CON	INT	WIS	CHA
10 (+0)	10 (+0)	10 (+0)	10 (+0)	10 (+0)	10 (+0)

Senses passive Perception 10

Languages any one (usually Common)

Challenge 0 (10 XP)

### ACTIONS

**Club.** *Melee Weapon Attack:* +2 to hit, reach 5 ft., one target. *Hit:* 2 (1d4) bludgeoning damage.

Commoners include peasants and serfs, slaves and servants, pilgrims, merchants, artisans, and hermits.

## CULTIST

Medium humanoid (any race), any nongood alignment

Armor Class 12 (leather armor)

Hit Points 9 (2d8)

Speed 30 ft.

STR	DEX	CON	INT	WIS	CHA
11 (+0)	12 (+1)	10 (+0)	10 (+0)	11 (+0)	10 (+0)

Skills Deception +2, Religion +2

Senses passive Perception 10

Languages any one (usually Common)

Challenge 1/8 (25 XP)

**Devotion.** The cultist has advantage on saving throws against being charmed or frightened.

### ACTIONS

**Scimitar.** *Melee Weapon Attack:* +3 to hit, reach 5 ft., one target. *Hit:* 4 (1d6 + 1) slashing damage.

Cultists swear allegiance to dark powers. They conceal their activities to avoid being ostracized, imprisoned, or executed for their beliefs.

## DOPPELGANGER

Medium monstrosity (shapechanger), neutral

Armor Class 14

Hit Points 52 (8d8 + 16)

Speed 30 ft.

STR	DEX	CON	INT	WIS	CHA
11 (+0)	18 (+4)	14 (+2)	11 (+0)	12 (+1)	14 (+2)



**Skills** Deception +6, Insight +3  
**Condition Immunities** charmed  
**Senses** darkvision 60 ft., passive Perception 11  
**Languages** Common  
**Challenge** 3 (700 XP)

**Shapechanger.** The doppelganger can use its action to polymorph into a Small or Medium humanoid it has seen, or back into its natural form. Its statistics, other than its size, are the same in each form. Its equipment is not transformed. If slain, the doppelganger reverts to its natural form.

**Ambusher.** The doppelganger has advantage on attack rolls against any creature it has surprised.

**Surprise Attack.** If the doppelganger surprises a creature and hits it with an attack during the first round of combat, the target takes an extra 10 (3d6) damage from the attack.

## ACTIONS

**Multiattack.** The doppelganger makes two melee attacks.

**Slam.** *Melee Weapon Attack:* +6 to hit, reach 5 ft., one target. *Hit:* 7 (1d6 + 4) bludgeoning damage.

**Read Thoughts.** The doppelganger magically reads the surface thoughts of one creature within 60 feet of it. The effect can penetrate barriers, but 3 feet of wood or dirt, 2 feet of stone, 2 inches of metal, or a thin sheet of lead blocks it. While the target is within range, the doppelganger can continue reading its thoughts as long as the doppelganger's concentration isn't broken. While reading the target's mind, the doppelganger has advantage on Wisdom (Insight) and Charisma (Deception, Intimidation, and Persuasion) checks against the target.

Doppelgangers take on the appearance of other humanoids, throwing off pursuit or luring victims to their doom with misdirection and disguise.

## EVIL MAGE

*Medium humanoid (human), lawful evil*

**Armor Class** 12  
**Hit Points** 22 (5d8)  
**Speed** 30 ft.

STR	DEX	CON	INT	WIS	CHA
9 (-1)	14 (+2)	11 (+0)	17 (+3)	12 (+1)	11 (+0)

**Saving Throws** Int +5, Wis +3

**Skills** Arcana +5, History +5

**Senses** passive Perception 11

**Languages** Common, Draconic, Dwarvish, Elvish

**Challenge** 1 (200 XP)

**Spellcasting.** The mage is a 4th-level spellcaster that uses Intelligence as its spellcasting ability (spell save DC 13; +5 to hit with spell attacks). The mage knows the following spells from the wizard's spell list:

- Cantrips (at will): *light, mage hand, shocking grasp*
- 1st Level (4 slots): *charm person, magic missile*
- 2nd Level (3 slots): *hold person, misty step*

## ACTIONS

**Quarterstaff.** *Melee Weapon Attack:* +1 to hit, reach 5 ft., one target. *Hit:* 3 (1d8 - 1) bludgeoning damage.



DOPPELGANGER

Evil mages hunger for arcane power and dwell in isolated places, where they can perform terrible magical experiments without interference.

## FLAMESKULL

*Tiny undead, neutral evil*

**Armor Class** 13  
**Hit Points** 40 (9d4 + 18)  
**Speed** 0 ft., fly 40 ft.

STR	DEX	CON	INT	WIS	CHA
1 (-5)	17 (+3)	14 (+2)	16 (+3)	10 (+0)	11 (+0)

**Skills** Arcana +5, Perception +2

**Damage Resistances** lightning, necrotic, piercing

**Damage Immunities** cold, fire, poison

**Condition Immunities** charmed, frightened, paralyzed, poisoned

**Senses** darkvision 60 ft., passive Perception 12

**Languages** Common

**Challenge** 4 (1,100 XP)

**Illumination.** The flameskull sheds either dim light in a 15-foot radius, or bright light in a 15-foot radius and dim light for an additional 15 feet. It can switch between the options as an action.

**Magic Resistance.** The flameskull has advantage on saving throws against spells and other magical effects.

**Rejuvenation.** If the flameskull is destroyed, it regains all its hit points in 1 hour unless holy water is sprinkled on its remains or a *dispel magic* or *remove curse* spell is cast on them.

**Spellcasting.** The flameskull is a 5th-level spellcaster that uses Intelligence as its spellcasting ability (spell save DC 13, +5 to hit with spell attacks). It needs only verbal components to cast its spells. The flameskull knows the following spells from the wizard's spell list:



- Cantrip (at will): *mage hand*
- 1st level (3 slots): *magic missile*, *shield*
- 2nd level (2 slots): *blur*, *flaming sphere*
- 3rd level (1 slot): *fireball*

## ACTIONS

**Multiattack.** The flameskull makes two attacks with its Fire Ray.

**Fire Ray.** *Ranged Spell Attack:* +5 to hit, range 30 ft., one target.  
*Hit:* 10 (3d6) fire damage.

Spellcasters fashion flameskulls from the remains of dead wizards. When the ritual is complete, green flames erupt from the skull to complete its ghastly transformation.

## GHOUL

*Medium undead, chaotic evil*

**Armor Class** 12

**Hit Points** 22 (5d8)

**Speed** 30 ft.

STR	DEX	CON	INT	WIS	CHA
13 (+1)	15 (+2)	10 (+0)	7 (-2)	10 (+0)	6 (-2)

**Damage Immunities** poison

**Condition Immunities** charmed, poisoned

**Senses** darkvision 60 ft., passive Perception 10

**Languages** Common

**Challenge** 1 (200 XP)

## ACTIONS

**Bite.** *Melee Weapon Attack:* +2 to hit, reach 5 ft., one target. *Hit:* 9 (2d6 + 2) piercing damage.

**Claws.** *Melee Weapon Attack:* +4 to hit, reach 5 ft., one target. *Hit:* 7 (2d4 + 2) slashing damage. If the target is a creature other than an elf or undead, it must succeed on a DC 10 Constitution saving throw or be paralyzed for 1 minute. The creature can repeat the saving throw at the end of each of its turns, ending the effect early on a success.

Ghouls roam the night in packs, driven by an insatiable hunger for humanoid flesh. Like maggots or carrion beetles, they thrive in places rank with decay and death.

## GIANT SPIDER

*Large beast, unaligned*

**Armor Class** 14 (natural armor)

**Hit Points** 26 (4d10 + 4)

**Speed** 30 ft., climb 30 ft.

STR	DEX	CON	INT	WIS	CHA
14 (+2)	16 (+3)	12 (+1)	2 (-4)	11 (+0)	4 (-3)

**Skills** Stealth +7

**Senses** blindsight 10 ft., darkvision 60 ft., passive Perception 10

**Languages** —

**Challenge** 1 (200 XP)

**Spider Climb.** The spider can climb difficult surfaces, including upside down on ceilings, without needing to make an ability check.

**Web Sense.** While in contact with a web, the spider knows the exact location of any other creature in contact with the same web.

**Web Walker.** The spider ignores movement restrictions caused by webbing of any sort.

## ACTIONS

**Bite.** *Melee Weapon Attack:* +5 to hit, reach 5 ft., one creature. *Hit:* 7 (1d8 + 3) piercing damage, and the target must make a DC 11 Constitution saving throw, taking 9 (2d8) poison damage on a failed save, or half as much damage on a successful one. If the poison reduces the target to 0 hit points, the target is stable but poisoned for 1 hour, and paralyzed while poisoned in this way.

**Web (Recharge 5–6).** *Ranged Weapon Attack:* +5 to hit, range 30 ft./60 ft., one creature. *Hit:* The target is restrained by webbing. As an action, the restrained target can make a DC 12 Strength check, bursting the webbing on a success. The webbing can also be attacked and destroyed (AC 10; hp 5; vulnerable to fire damage; immune to bludgeoning, poison, and psychic damage).

Usually found underground, the lair of a giant spider is often festooned with webs holding helpless victims.

## GOBLIN

*Small humanoid (goblinoid), neutral evil*

**Armor Class** 15 (leather armor, shield)

**Hit Points** 7 (2d6)

**Speed** 30 ft.

STR	DEX	CON	INT	WIS	CHA
8 (-1)	14 (+2)	10 (+0)	10 (+0)	8 (-1)	8 (-1)

**Skills** Stealth +6

**Senses** darkvision 60 ft., passive Perception 9

**Languages** Common, Goblin

**Challenge** 1/4 (50 XP)

**Nimble Escape.** The goblin can take the Disengage or Hide action as a bonus action on each of its turns.

## ACTIONS

**Scimitar.** *Melee Weapon Attack:* +4 to hit, reach 5 ft., one target. *Hit:* 5 (1d6 + 2) slashing damage.

**Shortbow.** *Ranged Weapon Attack:* +4 to hit, range 80 ft./320 ft., one target. *Hit:* 5 (1d6 + 2) piercing damage.

Goblins are black-hearted, gather in overwhelming numbers, and crave power, which they abuse.

## GRICK

*Medium monstrosity, neutral*

**Armor Class** 14 (natural armor)

**Hit Points** 27 (6d8)

**Speed** 30 ft., climb 30 ft.

STR	DEX	CON	INT	WIS	CHA
14 (+2)	14 (+2)	11 (+0)	3 (-4)	14 (+2)	5 (-3)

**Damage Resistances** bludgeoning, piercing, and slashing damage from nonmagical weapons

**Senses** darkvision 60 ft., passive Perception 12

**Languages** —

**Challenge** 2 (450 XP)

**Stone Camouflage.** The grick has advantage on its Dexterity (Stealth) check when it attempts to hide in rocky terrain.



## ACTIONS

**Multiattack.** The grick makes one attack with its tentacles. If that attack hits, the grick can make one beak attack against the same target.

**Tentacles.** *Melee Weapon Attack:* +4 to hit, reach 5 ft., one target. *Hit:* 9 (2d6 + 2) slashing damage.

**Beak.** *Melee Weapon Attack:* +4 to hit, reach 5 ft., one target. *Hit:* 5 (1d6 + 2) piercing damage.

The wormlike grick blends in with the stonework of its lair. Only when prey comes near does it rear up, its four tentacles unfurling to reveal a hungry, snapping beak.

## HOBGOBLIN

*Medium humanoid (goblinoid), lawful evil*

**Armor Class** 18 (chain mail, shield)

**Hit Points** 11 (2d8 + 2)

**Speed** 30 ft.

STR	DEX	CON	INT	WIS	CHA
13 (+1)	12 (+1)	12 (+1)	10 (+0)	10 (+0)	9 (-1)

**Senses** darkvision 60 ft., passive Perception 10

**Languages** Common, Goblin

**Challenge** 1/2 (100 XP)

**Martial Advantage.** Once per turn, the hobgoblin can deal an extra 7 (2d6) damage to a creature it hits with a weapon attack if that creature is within 5 feet of an ally of the hobgoblin that isn't incapacitated.

## ACTIONS

**Longsword.** *Melee Weapon Attack:* +3 to hit, reach 5 ft., one target. *Hit:* 5 (1d8 + 1) slashing damage.

**Longbow.** *Melee or Ranged Weapon Attack:* +3 to hit, range 150 ft./600 ft., one target. *Hit:* 5 (1d8 + 1) piercing damage.

Hobgoblins are cunning, disciplined warriors who crave conquest. They impose a strict military hierarchy and are often found in the company of goblins and bugbears.

## MORMESK THE WRAITH

*Medium undead, neutral evil*

**Armor Class** 13

**Hit Points** 45 (6d8 + 18)

**Speed** 0 ft., fly 60 ft.

STR	DEX	CON	INT	WIS	CHA
6 (-2)	16 (+3)	16 (+3)	12 (+1)	14 (+2)	15 (+2)

**Damage Resistances** acid, cold, fire, lightning, thunder; bludgeoning, piercing, and slashing from nonmagical weapons that aren't silvered

**Damage Immunities** necrotic, poison

**Condition Immunities** charmed, grappled, paralyzed, petrified, poisoned, prone, restrained

**Senses** darkvision 60 ft., passive Perception 12

**Languages** Common, Infernal

**Challenge** 3 (700 XP)

**Incorporeal Movement.** The wraith can move through an object or another creature, but can't stop there.

**Sunlight Sensitivity.** While in sunlight, the wraith has disadvantage on attack rolls and on Wisdom (Perception) checks that rely on sight.

## ACTIONS

**Life Drain.** *Melee Weapon Attack:* +5 to hit, reach 5 ft., one creature. *Hit:* 16 (3d8 + 3) necrotic damage, and the target must succeed on a DC 13 Constitution saving throw or its hit point maximum is reduced by an amount equal to the damage taken. If this attack reduces the target's hit point maximum to 0, the target dies. This reduction to the target's hit point maximum lasts until the target finishes a long rest.

A wraith is the incorporeal remnant of a particularly hateful being. Most wraiths can transform those they have slain into spectral undead servitors. Mormesk chooses not to, preferring to let the dead stay dead.

## NEZZNAR THE BLACK SPIDER

*Medium humanoid (elf), neutral evil*

**Armor Class** 11 (14 with *mage armor*)

**Hit Points** 27 (6d8)

**Speed** 30 ft.

STR	DEX	CON	INT	WIS	CHA
9 (-1)	13 (+1)	10 (+0)	16 (+3)	14 (+2)	13 (+1)

**Saving Throws** Int +5, Wis +4

**Skills** Arcana +5, Perception +4, Stealth +3

**Senses** darkvision 120 ft., passive Perception 14

**Languages** Elvish, Undercommon

**Challenge** 2 (450 XP)

**Special Equipment.** Nezznar has a *spider staff*.

**Fey Ancestry.** Nezznar has advantage on saving throws against being charmed, and magic can't put him to sleep.

**Sunlight Sensitivity.** Nezznar has disadvantage on attack rolls when he or his target is in sunlight.

**Innate Spellcasting.** Nezznar can innately cast the following spells, requiring no material components:

- At will: *dancing lights*
- 1/day each: *darkness*, *faerie fire* (save DC 12)

**Spellcasting.** Nezznar is a 4th-level spellcaster that uses Intelligence as his spellcasting ability (spell save DC 13; +5 to hit with spell attacks). Nezznar has the following spells prepared from the wizard's spell list:

- Cantrips (at will): *mage hand*, *ray of frost*, *shocking grasp*
- 1st Level (4 slots): *mage armor*, *magic missile*, *shield*
- 2nd Level (3 slots): *invisibility*, *suggestion*

## ACTIONS

**Spider Staff.** *Melee Weapon Attack:* +1 to hit, reach 5 ft., one target. *Hit:* 2 (1d6 - 1) bludgeoning damage plus 3 (1d6) poison damage.

Drow (dark elves) are a devious, scheming subterranean race that worships Lolth, the Demon Queen of Spiders. Drow society is strictly matriarchal. Male drow are relegated to servitor roles, and while most train as warriors, a few, such as Nezznar, become skilled wizards.



## NOTHIC

Medium aberration, neutral evil

**Armor Class** 15 (natural armor)

**Hit Points** 45 (6d8 + 18)

**Speed** 30 ft.

STR	DEX	CON	INT	WIS	CHA
14 (+2)	16 (+3)	16 (+3)	13 (+1)	10 (+0)	8 (-1)

**Skills** Arcana +3, Insight +4, Perception +2, Stealth +5

**Senses** truesight 120 ft., passive Perception 12

**Languages** Undercommon

**Challenge** 2 (450 XP)

**Keen Sight.** The nothic has advantage on Wisdom (Perception) checks that rely on sight.

### ACTIONS

**Multiattack.** The nothic makes two attacks with its claws.

**Claws.** *Melee Weapon Attack:* +4 to hit, reach 5 ft., one target. *Hit:* 6 (1d6 + 3) slashing damage.

**Rotting Gaze.** The nothic chooses one creature within 30 feet of it that it can see. The target must succeed on a DC 12 Constitution saving throw against this magic or take 10 (3d6) necrotic damage.

**Weird Insight.** The nothic chooses one creature within 30 feet of it that it can see. The target must contest its Charisma (Deception) check against the nothic's Wisdom (Insight) check. If the nothic wins, it magically learns one fact or secret about the creature.

Nothics were once wizards who dared to unlock magical secrets they couldn't fathom. Though gifted with strange cosmic insight that allows them to extract knowledge from

other creatures, nothics are no longer the wizards they once were and have no memories of their previous lives.

## OCHRE JELLY

Large ooze, unaligned

**Armor Class** 8

**Hit Points** 45 (6d10 + 12)

**Speed** 10 ft., climb 10 ft.

STR	DEX	CON	INT	WIS	CHA
15 (+2)	6 (-2)	14 (+2)	2 (-4)	6 (-2)	1 (-5)

**Damage Resistances** acid

**Damage Immunities** lightning, slashing

**Condition Immunities** blinded, charmed, deafened, frightened, prone

**Senses** blindsight 60 ft. (blind beyond this radius), passive Perception 8

**Languages** —

**Challenge** 2 (450 XP)

**Amorphous.** The jelly can move through a space as narrow as 1 inch wide without squeezing.

**Spider Climb.** The jelly can climb difficult surfaces, including upside down on ceilings, without needing to make an ability check.

### ACTIONS

**Pseudopod.** *Melee Weapon Attack:* +4 to hit, reach 5 ft., one target. *Hit:* 9 (2d6 + 2) bludgeoning damage plus 3 (1d6) acid damage.

### REACTIONS

**Split.** When a jelly that is Medium or larger is subjected to lightning or slashing damage, it splits into two new jellies if it has at least 10 hit points. Each new jelly has hit points equal to half the original jelly's, rounded down. New jellies are one size smaller than the original jelly.

Ochre jellies stalk and consume organic creatures, and they have enough bestial cunning to avoid large groups.

## OGRE

Large giant, chaotic evil

**Armor Class** 11 (hide armor)

**Hit Points** 59 (7d10 + 21)

**Speed** 40 ft.

STR	DEX	CON	INT	WIS	CHA
19 (+4)	8 (-1)	16 (+3)	5 (-3)	7 (-2)	7 (-2)

**Senses** darkvision 60 ft., passive Perception 8

**Languages** Common, Giant

**Challenge** 2 (450 XP)

### ACTIONS

**Greatclub.** *Melee Weapon Attack:* +6 to hit, reach 5 ft., one target. *Hit:* 13 (2d8 + 4) bludgeoning damage.

**Javelin.** *Melee or Ranged Weapon Attack:* +6 to hit, reach 5 ft. or range 30 ft./120 ft., one target. *Hit:* 11 (2d6 + 4) piercing damage.



OGRE



Ogres are lazy, angry, ten-foot-tall giants that live by raiding and scavenging.

## ORC

Medium humanoid (orc), chaotic evil

Armor Class 13 (hide armor)

Hit Points 15 (2d8 + 6)

Speed 30 ft.

STR	DEX	CON	INT	WIS	CHA
16 (+3)	12 (+1)	16 (+3)	7 (-2)	11 (+0)	10 (+0)

Skills Intimidation +2

Senses darkvision 60 ft., passive Perception 10

Languages Common, Orc

Challenge 1/2 (100 XP)

**Aggressive.** As a bonus action, the orc can move up to its speed toward a hostile creature that it can see.

## ACTIONS

**Greataxe.** *Melee Weapon Attack:* +5 to hit, reach 5 ft., one target. *Hit:* 9 (1d12 + 3) slashing damage.

**Javelin.** *Melee or Ranged Weapon Attack:* +5 to hit, reach 5 ft. or range 30 ft./120 ft., one target. *Hit:* 6 (1d6 + 3) piercing damage.

Orcs are renowned for their barbarism. They have stooped postures, low foreheads, and piglike faces with prominent lower canines that resemble a boar's tusks.

## OWLBEAR

Large monstrosity, unaligned

Armor Class 13 (natural armor)

Hit Points 59 (7d10 + 21)

Speed 40 ft.

STR	DEX	CON	INT	WIS	CHA
20 (+5)	12 (+1)	17 (+3)	3 (-4)	12 (+1)	7 (-2)

Skills Perception +3

Senses darkvision 60 ft., passive Perception 13

Languages —

Challenge 3 (700 XP)

**Keen Sight and Smell.** The owlbear has advantage on Wisdom (Perception) checks that rely on sight or smell.

## ACTIONS

**Multiattack.** The owlbear makes two attacks, one with its beak and one with its claws.

**Beak.** *Melee Weapon Attack:* +7 to hit, reach 5 ft., one target. *Hit:* 10 (1d10 + 5) piercing damage.

**Claws.** *Melee Weapon Attack:* +7 to hit, reach 5 ft., one target. *Hit:* 14 (2d8 + 5) slashing damage.

The owlbear's reputation for ferocity, stubbornness, and sheer ill temper makes it one of the most feared predators of the wild. There is little, if anything, that a hungry owlbear fears.

## REDBRAND RUFFIAN

Medium humanoid (human), neutral evil

Armor Class 14 (studded leather armor)

Hit Points 16 (3d8 + 3)

Speed 30 ft.

STR	DEX	CON	INT	WIS	CHA
11 (+0)	14 (+2)	12 (+1)	9 (-1)	9 (-1)	11 (+0)

Skills Intimidation +2

Senses passive Perception 9

Languages Common

Challenge 1/2 (100 XP)

## ACTIONS

**Multiattack.** The ruffian makes two melee attacks.

**Shortsword.** *Melee Weapon Attack:* +4 to hit, reach 5 ft., one target. *Hit:* 5 (1d6 + 2) piercing damage.

Redbrand ruffians are petty thugs and ruthless enforcers skilled at intimidation and violence. They work for money and have no scruples.

## SILDAR HALLWINTER

Medium humanoid (human), neutral good

Armor Class 16 (chain mail)

Hit Points 27 (5d8 + 5)

Speed 30 ft.

STR	DEX	CON	INT	WIS	CHA
13 (+1)	10 (+0)	12 (+1)	10 (+0)	11 (+0)	10 (+0)

Saving Throws Str +3, Con +3

Skills Perception +2

Senses passive Perception 12

Languages Common

Challenge 1 (200 XP)

## ACTIONS

**Multiattack.** Sildar makes two melee attacks.

**Longsword.** *Melee Weapon Attack:* +3 to hit, reach 5 ft., one target. *Hit:* 5 (1d8 + 1) slashing damage.

**Heavy Crossbow.** *Ranged Weapon Attack:* +2 to hit, range 100 ft./400 ft., one target. *Hit:* 5 (1d10) piercing damage.

## REACTIONS

**Parry.** When an attacker hits Sildar with a melee attack and Sildar can see the attacker, he can roll 1d6 and add the number rolled to his AC against the triggering attack, provided that he's wielding a melee weapon.

Sildar Hallwinter is a retired soldier and sellsword who hails from the city of Neverwinter. He is a loyal member of the Lords' Alliance, a political organization that unites the various free cities and towns of the North.





STIRGE

## SKELETON

Medium undead, lawful evil

**Armor Class** 13 (armor scraps)

**Hit Points** 13 (2d8 + 4)

**Speed** 30 ft.

STR	DEX	CON	INT	WIS	CHA
10 (+0)	14 (+2)	15 (+2)	6 (-2)	8 (-1)	5 (-3)

**Damage Vulnerabilities** bludgeoning

**Damage Immunities** poison

**Condition Immunities** poisoned

**Senses** darkvision 60 ft., passive Perception 9

**Languages** understands languages it knew in life but can't speak  
**Challenge** 1/4 (50 XP)

## ACTIONS

**Shortsword.** *Melee Weapon Attack:* +4 to hit, reach 5 ft., one target. *Hit:* 5 (1d6 + 2) piercing damage.

**Shortbow.** *Ranged Weapon Attack:* +4 to hit, range 80 ft./320 ft., one target. *Hit:* 5 (1d6 + 2) piercing damage.

Assemblages of bones animated by dark magic, skeletons heed the summons of those who create them or rise of their own accord in places saturated with deathly magic.

## SPECTATOR

Medium aberration, lawful neutral

**Armor Class** 14 (natural armor)

**Hit Points** 39 (6d8 + 12)

**Speed** 0 ft., fly 30 ft.

STR	DEX	CON	INT	WIS	CHA
8 (-1)	14 (+2)	14 (+2)	13 (+1)	14 (+2)	11 (+0)

**Skills** Perception +6

**Condition Immunities** prone

**Senses** darkvision 120 ft., passive Perception 16

**Languages** Deep Speech, Undercommon

**Challenge** 3 (700 XP)

**Hover.** The spectator hovers as long as it is alive.

**Telepathy.** The spectator can communicate telepathically with any creature within 100 feet of it that can understand a language.

## ACTIONS

**Bite.** *Melee Weapon Attack:* +1 to hit, reach 5 ft., one target. *Hit:* 2 (1d4 - 1) piercing damage.

**Eye Rays.** The spectator uses two of the following eye rays. It can use each ray only once per turn. Each ray targets a creature the spectator can see within 90 feet of it.

1. **Confusion Ray.** The target must succeed on a DC 13 Wisdom saving throw, or it can't take reactions until the end of its next turn. On its turn, the target can't move, and it uses its action to make a melee or ranged attack against a randomly determined creature within range. If the target can't attack, it does nothing on its turn.
2. **Paralyzing Ray.** The target must succeed on a DC 13 Constitution saving throw or be paralyzed for 1 minute. The target can repeat the saving throw at the end of each of its turns, ending the effect early on a success.
3. **Fear Ray.** The target must succeed on a DC 13 Wisdom saving throw or be frightened for 1 minute. The target can repeat the saving throw at the end of each of its turns, with disadvantage if the spectator is visible to the target, ending the effect early on a success.
4. **Wounding Ray.** The target must make a DC 13 Constitution saving throw, taking 16 (3d10) necrotic damage on a failed save, or half as much damage on a successful one.

**Create Food and Water.** The spectator creates enough food and water to sustain itself for 24 hours.

## REACTIONS

**Spell Reflection.** If the spectator makes a successful saving throw against a spell, or a spell misses it, the spectator can choose another creature within 30 feet of it that it can see. The spell affects the chosen creature instead of the spectator.

A spectator is a spherical monster that can be tasked with guarding a treasure for a period not exceeding 101 years. If the treasure is stolen or destroyed before the spectator's period of service has ended, the creature returns to its home dimension. Otherwise, it never abandons its post.

## STIRGE

Tiny beast, unaligned

**Armor Class** 14 (natural armor)

**Hit Points** 2 (1d4)

**Speed** 10 ft., fly 40 ft.

STR	DEX	CON	INT	WIS	CHA
4 (-3)	16 (+3)	11 (+0)	2 (-4)	8 (-1)	6 (-2)

**Senses** darkvision 60 ft., passive Perception 9

**Languages** —

**Challenge** 1/8 (25 XP)

## ACTIONS

**Blood Drain.** *Melee Weapon Attack:* +5 to hit, reach 5 ft., one creature. *Hit:* 5 (1d4 + 3) piercing damage, and the stirge attaches to the target. While attached, the stirge doesn't attack. Instead, at the start of each of the stirge's turns, the target loses 5 (1d4 + 3) hit points due to blood loss.

The stirge can detach itself by spending 5 feet of its movement. It does so after it drains 10 hit points of blood from the target or



the target dies. A creature, including the target, can use its action to detach the stirge.

A stirge is a winged pest that feeds on the blood of living creatures, drawing sustenance through its proboscis, which it uses to pierce a victim's flesh while clutching onto its prey with hooked claws.

## TWIG BLIGHT

*Small plant, neutral evil*

**Armor Class** 13 (natural armor)

**Hit Points** 4 (1d6 + 1)

**Speed** 20 ft.

STR	DEX	CON	INT	WIS	CHA
6 (-2)	13 (+1)	12 (+1)	4 (-3)	8 (-1)	3 (-4)

**Skills** Stealth +3

**Damage Vulnerabilities** fire

**Condition Immunities** blinded, deafened

**Senses** blindsight 60 ft. (blind beyond this radius), passive Perception 9

**Languages** understands Common but doesn't speak

**Challenge** 1/8 (25 XP)

**False Appearance.** The blight resembles a dead shrub. While it remains motionless among vegetation, it can hide without being out of sight.

### ACTIONS

**Claws.** *Melee Weapon Attack:* +3 to hit, reach 5 ft., one target. *Hit:* 3 (1d4 + 1) piercing damage.

This skittering creature resembles a small, leafless, walking plant. Twig blights hide by rooting themselves among ordinary plants.

## WOLF

*Medium beast, unaligned*

**Armor Class** 13 (natural armor)

**Hit Points** 11 (2d8 + 2)

**Speed** 40 ft.

STR	DEX	CON	INT	WIS	CHA
12 (+1)	15 (+2)	12 (+1)	3 (-4)	12 (+1)	6 (-2)

**Skills** Perception +3, Stealth +4

**Senses** passive Perception 13

**Languages** —

**Challenge** 1/4 (50 XP)

**Keen Hearing and Smell.** The wolf has advantage on Wisdom (Perception) checks that rely on hearing or smell.

**Pack Tactics.** The wolf has advantage on an attack roll against a creature if at least one of the wolf's allies is within 5 feet of the creature and the ally isn't incapacitated.

### ACTIONS

**Bite.** *Melee Weapon Attack:* +4 to hit, reach 5 ft., one target. *Hit:* 7 (2d4 + 2) piercing damage. If the target is a creature, it must succeed on a DC 11 Strength saving throw or be knocked prone.

Wolves are found in subarctic and temperate regions of the world, running in packs through hills and forests.

## YOUNG GREEN DRAGON

*Large dragon, lawful evil*

**Armor Class** 18 (natural armor)

**Hit Points** 136 (16d10 + 48)

**Speed** 40 ft., fly 60 ft., swim 40 ft.

STR	DEX	CON	INT	WIS	CHA
19 (+4)	12 (+1)	17 (+3)	16 (+3)	13 (+1)	15 (+2)

**Saving Throws** Dex +4, Con +6, Wis +4, Cha +5

**Skills** Deception +5, Perception +7, Stealth +4

**Damage Immunities** poison

**Condition Immunities** poisoned

**Senses** blindsight 30 ft., darkvision 120 ft., passive Perception 17

**Languages** Common, Draconic

**Challenge** 8 (3,900 XP)

**Amphibious.** The dragon can breathe air and water.

### ACTIONS

**Multiattack.** The dragon makes three attacks, one with its bite and two with its claws.

**Bite.** *Melee Weapon Attack:* +7 to hit, reach 10 ft., one target. *Hit:* 15 (2d10 + 4) piercing damage plus 7 (2d6) poison damage.

**Claw.** *Melee Weapon Attack:* +7 to hit, reach 5 ft., one target. *Hit:* 11 (2d6 + 4) slashing damage.

**Poison Breath (Recharge 5–6).** The dragon breathes poisonous gas in a 30-foot cone. Each creature in the cone must make a DC 16 Constitution saving throw, taking 42 (12d6) poison damage on a failed save, or half as much damage on a successful one.

Thoroughly evil, green dragons delight in subverting and corrupting the good-hearted. They prefer to dwell in ancient forests.

## ZOMBIE

*Medium undead, neutral evil*

**Armor Class** 8

**Hit Points** 22 (3d8 + 9)

**Speed** 20 ft.

STR	DEX	CON	INT	WIS	CHA
13 (+1)	6 (-2)	16 (+3)	3 (-4)	6 (-2)	5 (-3)

**Saving Throws** Wis +0

**Damage Immunities** poison

**Condition Immunities** poisoned

**Senses** darkvision 60 ft., passive Perception 8

**Languages** understands the languages it knew in life but can't speak

**Challenge** 1/4 (50 XP)

**Undead Fortitude.** If damage reduces the zombie to 0 hit points, it can make a Constitution saving throw with a DC of 5 + the damage taken, unless the damage is radiant or from a critical hit. On a success, the zombie drops to 1 hit point instead.

### ACTIONS

**Slam.** *Melee Weapon Attack:* +3 to hit, reach 5 ft., one target. *Hit:* 4 (1d6 + 1) bludgeoning damage.

Zombies are corpses imbued with a semblance of life, retaining no vestige of their former selves.



# RULES INDEX

Page references in this index point to the rulebook.

- Ability checks, 5
- Ability modifiers, 4
- Ability scores, 4
- Acrobatics (skill), 6
- Actions in combat, 10
- Advantage, 5
- Animal Handling (skill), 7
- Arcana (skill), 6
- Areas of effect, 22
- Armor Class (AC), 11
- Armor proficiency, 16
- Armor, 16
- Athletics (skill), 6
- Attack (action), 10
- Attack rolls, 11
- Blinded (condition), 32
- Bonus actions, 9
- Cantrips, 21
- Carrying capacity, 16
- Casting a spell in armor, 21
- Casting a spell, 21
- Charisma checks, 7
- Charmed (condition), 32
- Climbing, 15
- Coins, 16
- Concentration, 22
- Conditions, 32
- Constitution checks, 6
- Contests, 5
- Cover, 12
- Critical hits, 12
- Damage resistance, 13
- Damage types, 13
- Damage vulnerability, 13
- Damage, 12
- Dash (action), 10
- Deafened (condition), 32
- Death saving throws, 13
- Deception (skill), 7
- Dexterity checks, 6
- Difficult terrain, 10
- Difficulty Class (DC), 5
- Disadvantage, 5
- Disengage (action), 10
- Dodge (action), 10
- Dropping prone, 10
- Dropping to 0 hit points, 13
- Equipment, 16
- Experience points (XP), 15
- Food, drink, and lodging prices, 19
- Frightened (condition), 32
- Grappled (condition), 32
- Half cover, see cover
- Halving a number, 4
- Healing, 13
- Heavily obscured, 6
- Help (action), 10
- Hidden objects, 7
- Hide (action), 11
- Hiding, 6
- History (skill), 6
- Hit Dice (HD), see resting
- Hit points (hp), 12
- Improvised weapons, 18
- Incapacitated (condition), 32
- Initiative, 9
- Insight (skill), 7
- Intelligence checks, 6
- Intimidation (skill), 7
- Investigation (skill), 6
- Invisible (condition), 32
- Jumping, 15
- Knocking a creature out, 13
- Lightly obscured, 6
- Marching order, 15
- Medicine (skill), 7
- Melee attacks, 12
- Mounts and other animals, 19
- Movement, 10
- Nature (skill), 7
- Opportunity attacks, 12
- Paralyzed (condition), 32
- Passive Perception score, 6
- Perception (skill), 7
- Performance (skill), 7
- Persuasion (skill), 7
- Petrified (condition), 32
- Poisoned (condition), 32
- Proficiency bonus, 5
- Prone (condition), 32
- Ranged attacks, 11
- Reactions, 9
- Ready (action), 11
- Religion (skill), 7
- Resistance, see damage resistance
- Resting, 15
- Restrained (condition), 32
- Rewards, 15
- Rituals, 21
- Rounds, 9
- Saving throws, 7
- Schools of magic, 23
- Search (action), 11
- Shields, 17
- Skills, 5
- Sleight of Hand (skill), 6
- Spell attack, 23
- Spell components, 22
- Spell duration, 22
- Spell save DC, 23
- Spell slots, 21
- Spellcasting, see casting a spell
- Stabilizing a creature, 13
- Standing up, 10
- Stealth (skill), 6
- Strength checks, 6
- Stunned (condition), 32
- Surprise, 9
- Survival (skill), 7
- Swimming, 15
- Three-quarters cover, see cover
- Total cover, see cover
- Travel, 15
- Two-weapon fighting, 12
- Unconscious (condition), 32
- Unseen attackers and targets, 11
- Use an Object (action), 11
- Vision, 6
- Vulnerability, see damage vulnerability
- Weapon proficiency, 17
- Weapon properties, 17
- Weapons, 17
- Wisdom checks, 7

## Adventure Playtesters

Aaron Wampler, Alexander Mihalas, Ali Ryder, André Bégin, Andrew Balenko, Angi Lindsay, Bill Benham, Brandyn Whitaker, Chris Conner, Éric Leroux, James deMoss, James Row, Jay H Anderson, Joe Mauer, Josh Dillard, Kevin Grigsby, Krupal Desai, Kyle Turner, Manon Crevier, Manon Leroux, Mark Leftwich, Mark Meredith, Mélanie Côté, Michael Wibberley, Mike Hensley, Mike Mihalas, Nicholas Mihalas, Pam Lindsay, Patrick Simpson-Munday, Ricky Jacobsen, Rob Baldus, Ross Bagby, Sam Simpson, Scott Horn, Scott Rogers, Shawn Merwin, Travis Woodall, Will Straley, William Babbit, Yan Lacharité, Zoë Mihalas

101A921601

DUNGEONS & DRAGONS, D&D, their respective logos, and the dragon ampersand are trademarks of Wizards of the Coast LLC. ©2014 Wizards. | 320A921600001 EN





Fighter 1

CLASS & LEVEL

Noble

BACKGROUND

PLAYER NAME

Human

RACE

Lawful neutral

ALIGNMENT

EXPERIENCE POINTS

CHARACTER NAME

**STRENGTH**

+3

16

**DEXTERITY**

-1

9

**CONSTITUTION**

+2

15

**INTELLIGENCE**

+0

11

**WISDOM**

+1

13

**CHARISMA**

+2

14

INSPIRATION

+2 PROFICIENCY BONUS

**SAVING THROWS**

- +5 Strength
- -1 Dexterity
- +4 Constitution
- +0 Intelligence
- +1 Wisdom
- +2 Charisma

**SKILLS**

- -1 Acrobatics (Dex)
- +1 Animal Handling (Wis)
- +0 Arcana (Int)
- +5 Athletics (Str)
- +2 Deception (Cha)
- +2 History (Int)
- +1 Insight (Wis)
- +2 Intimidation (Cha)
- +0 Investigation (Int)
- +1 Medicine (Wis)
- +0 Nature (Int)
- +3 Perception (Wis)
- +2 Performance (Cha)
- +4 Persuasion (Cha)
- +0 Religion (Int)
- -1 Sleight of Hand (Dex)
- -1\* Stealth (Dex)
- +1 Survival (Wis)

\*See your equipment.

17  
ARMOR CLASS

-1  
INITIATIVE

30 feet  
SPEED

Hit Point Maximum 12

CURRENT HIT POINTS

TEMPORARY HIT POINTS

Total 1d10  
HIT DICE

SUCCESSES ○○○○  
FAILURES ○○○○  
DEATH SAVES

**ATTACKS & SPELLCASTING**

NAME	ATK BONUS	DAMAGE/TYPE
Greataxe	+5	1d12 + 3 slashing
Javelin*	+5	1d6 + 3 piercing

\*You can throw a javelin 30 feet, or up to 120 feet with disadvantage on the attack roll.

My flattery makes those I talk to feel wonderful and important. Also, I don't like to get dirty, and I won't be caught dead in unsuitable accommodations.

PERSONALITY TRAITS

Responsibility. It's the duty of a noble to protect the common people, not bully them.

IDEALS

My greataxe is a family heirloom, and it's by far my most precious possession.

BONDS

I have a hard time resisting the allure of wealth, especially gold. Wealth can help me restore my legacy.

FLAWS

13 PASSIVE WISDOM (PERCEPTION)

**Proficiencies.** All armor, shields, simple weapons, martial weapons, playing cards  
**Languages.** Common, Draconic, Dwarvish

**OTHER PROFICIENCIES & LANGUAGES**

CP

SP

EP

GP 25

PP

Chain mail,\* greataxe, 3 javelins, backpack, blanket, tinderbox, 2 days of rations, waterskin, set of fine clothes, signet ring, scroll of pedigree

\*While wearing this armor, you have disadvantage on Dexterity (Stealth) checks.

**EQUIPMENT**

**Second Wind.** You have a limited well of stamina you can draw on to protect yourself from harm. You can use a bonus action to regain hit points equal to 1d10 + your fighter level.

Once you use this feature, you must finish a short or long rest before you can use it again.

**Fighting Style (Defense).** While you are wearing armor, you gain a +1 bonus to AC. This bonus is already included in your AC.

**Position of Privilege.** Thanks to your noble birth, people are inclined to think the best of you. You are welcome in high society, and people assume you have the right to be wherever you are. The common folk make every effort to accommodate you and avoid your displeasure, and other people of high birth treat you as a member of the same social sphere. You can secure an audience with a local noble if you need to.

**FEATURES & TRAITS**



# HUMAN

Humans are the youngest of the common races, late to arrive on the world scene and short-lived in comparison to dwarves, elves, and dragons. But they are the innovators, the achievers, and the pioneers of the world, the most adaptable and ambitious people among the common races.

When humans settle somewhere, they stay. They build cities to last for the ages and great kingdoms that can persist for centuries. They live fully in the present—making them well suited to the adventuring life—but also plan for the future, striving to leave a lasting legacy.

Human culture varies by region. In the Forgotten Realms, the clothing, architecture, cuisine, music, and literature in the northwestern lands of Neverwinter are different from their counterparts in distant Turmish or Impiltur to the east. Human physical characteristics vary according to the ancient migrations of the earliest humans, so that the humans of Neverwinter have every possible variation of coloration and features.

Having so much more variety than other cultures, humans have no truly typical names. Some human parents give their children names from other languages, such as Dwarvish or Elvish (pronounced more or less correctly). Traditional names among different human cultures vary widely. You might be Haseid (Calishite), Kerri (Chondathan), Kosef (Damaran), Amafrey (Illuskan), So-Kehur (Mulan), Madislak (Rashemi), Mei (Shou), or Salazar (Turami).

## FIGHTER

Fighters are the most diverse class of characters in the worlds of DUNGEONS & DRAGONS. Questing knights, conquering overlords, royal champions, elite foot soldiers, hardened mercenaries, and bandit kings—as fighters, they all share an unparalleled mastery with weapons and armor, and a thorough knowledge of the skills of combat. And they are well acquainted with death, both meting it out and staring it defiantly in the face.

## BACKGROUND

Your family is no stranger to wealth, power, and privilege. In the glory days of Neverwinter, your parents were the count and countess of Corlinn Hill, a large estate located in the hills northeast of the city. But Mount Hotenow erupted thirty years ago, devastating Neverwinter and erasing Corlinn Hill from the map. Instead of growing up on an estate, you were raised in a small but comfortable town house in Waterdeep. As an adult, you stand to inherit a meaningless title and little else.

**Personal Goal: Civilize Phandalin.** You were meant for more than being a ruler of nothing at all. Rebuilding Corlinn Hill is impractical, thanks to the volcano. But in the last three or four years, hardy settlers have been rebuilding another ruin near the city: the old town of Phandalin, which orcs sacked five centuries ago. Clearly, what Phandalin needs now is a civilizing influence—someone to take the reins and bring law and order. Someone like you.

You're not the only one with such ideas. A knight named Sildar Hallwinter recently set out for Phandalin in the company of a dwarf named Gundren Rockseeker. They plan to reclaim an ancient mine and restore Phandalin to a civilized center of wealth and prosperity. Since your goals align, Hallwinter should be willing to assist you.

**Alignment: Lawful Neutral.** It's essential to establish law and order, even if it takes an iron fist to do it. The nobility are bound by honor and tradition to protect their people from both external and internal threats to stability. An organized society leaves no room for evil and chaos to take root.

# GAINING LEVELS

As you adventure and overcome challenges, you gain experience points (XP), as explained in the rulebook.

With each level you gain, you gain one additional Hit Die and add  $1d10 + 2$  to your hit point maximum.

## 2ND LEVEL: 300 XP

**Action Surge.** You can push yourself beyond your normal limits for a moment. On your turn, you can take one additional action on top of your regular action and a possible bonus action.

Once you use this feature, you must finish a short or long rest before you can use it again.

## 3RD LEVEL: 900 XP

**Improved Critical.** Your weapon attacks score a critical hit on a roll of 19 or 20.

## 4TH LEVEL: 2,700 XP

**Ability Score Improvement.** Your Strength increases to 18, which has the following effects:

- Your Strength modifier becomes +4.
- Your attack bonus and your damage for Strength-based attacks, such as your greataxe and javelin, increase by 1.
- Your modifier to Strength saving throws increases by 1.
- Your modifier to Athletics increases by 1.

## 5TH LEVEL: 6,500 XP

**Extra Attack.** Whenever you take the Attack action on your turn, you can make two attacks, instead of one, as part of taking that action.

**Proficiency Bonus.** Your proficiency bonus increases to +3, which has the following effects:

- Your attack bonus increases by 1 for weapons you're proficient with.
- Your modifier for saving throws and skills you're proficient in (indicated by a ●) increases by 1.
- Because the modifier for your Perception skill increased, your passive Wisdom (Perception) score increases by 1.

## IMPROVING YOUR ARMOR

As you acquire treasure, you can buy better armor to improve your Armor Class. The rulebook contains equipment, including armor.



Cleric 1

CLASS & LEVEL

Soldier

BACKGROUND

PLAYER NAME

Hill dwarf

RACE

Neutral good

ALIGNMENT

EXPERIENCE POINTS

CHARACTER NAME

**STRENGTH**

+2

14

**DEXTERITY**

-1

8

**CONSTITUTION**

+2

15

**INTELLIGENCE**

+0

10

**WISDOM**

+3

16

**CHARISMA**

+1

12

**INSPIRATION**

+2 **PROFICIENCY BONUS**

**SAVING THROWS**

- +2 Strength
- 1 Dexterity
- +2 Constitution
- +0 Intelligence
- +5 Wisdom
- +3 Charisma

**SKILLS**

- 1 Acrobatics (Dex)
- +3 Animal Handling (Wis)
- +0 Arcana (Int)
- +4 Athletics (Str)
- +1 Deception (Cha)
- +0 History (Int)
- +3 Insight (Wis)
- +3 Intimidation (Cha)
- +0 Investigation (Int)
- +5 Medicine (Wis)
- +0 Nature (Int)
- +3 Perception (Wis)
- +1 Performance (Cha)
- +1 Persuasion (Cha)
- +2 Religion (Int)
- 1 Sleight of Hand (Dex)
- 1\* Stealth (Dex)
- +3 Survival (Wis)

\*See your equipment.

18 **ARMOR CLASS**

-1 **INITIATIVE**

25 feet **SPEED**

Hit Point Maximum 11

**CURRENT HIT POINTS**

**TEMPORARY HIT POINTS**

Total 1d8

**HIT DICE**

SUCCESSES

FAILURES

**DEATH SAVES**

I'm always polite and respectful. Also, I don't trust my gut feelings, so I tend to wait for others to act.

**PERSONALITY TRAITS**

Respect. People deserve to be treated with dignity and courtesy.

**IDEALS**

I have three cousins—Gundren, Tharden, and Nundro Rockseeker—who are my friends and cherished clan members.

**BONDS**

I secretly wonder whether the gods care about mortal affairs at all.

**FLAWS**

NAME	ATK BONUS	DAMAGE/TYPE
Warhammer	+4	1d8 + 2 bludgeoning
Handaxe*	+4	1d6 + 2 slashing

\*You can throw a handaxe 20 feet, or up to 60 feet with disadvantage on the attack roll.

**Cantrips.** You know *light*, *sacred flame*, and *thaumaturgy*, and can cast them at will. Descriptions are found in the rulebook.

**Spell Slots.** You have two 1st-level spell slots you can use to cast your prepared spells.

**Prepared Spells.** You prepare four 1st-level spells to make them available for you to cast, choosing from the cleric spell list in the rulebook. In addition, you always have two domain spells prepared: *bless* and *cure wounds*.

**ATTACKS & SPELLCASTING**

**Spellcasting Ability.** Wisdom is your spellcasting ability for your spells. The saving throw DC to resist a spell you cast is 13. Your attack bonus when you make an attack with a spell is +5. See the rulebook for rules on casting your spells.

**Disciple of Life.** Your healing spells are particularly effective. Whenever you restore hit points to a creature with a spell of 1st level or higher, the creature regains additional hit points equal to 2 + the spell's level.

**Darkvision.** You see in dim light within a 60-foot radius of you as if it were bright light, and in darkness in that radius as if it were dim light. You can't discern color in darkness, only shades of gray.

**Dwarven Resilience.** You have advantage on saving throws against poison, and you have resistance against poison damage.

**Dwarven Toughness.** Your hit point maximum increases by 1, and it increases by 1 every time you gain a level (included).

**Mercenary Sergeant.** You were a minor officer among the Mintarn mercenaries, a position that still gets you some perks. Even though you're not on active duty, Mintarn soldiers recognize your authority and influence, and they defer to you if they are of a lower rank. You can requisition simple equipment and horses for temporary use. You can also gain access to Mintarn mercenary encampments and fortresses.

**FEATURES & TRAITS**

13 **PASSIVE WISDOM (PERCEPTION)**

**Proficiencies.** All armor, shields, all simple weapons, battleaxes, handaxes, light hammers, warhammers, playing cards, mason's tools, vehicles (land)

**Languages.** Common, Dwarvish

**Stonecunning.** Whenever you make an Intelligence (History) check related to the origin of stonework, you are considered proficient in the History skill and add double your proficiency bonus to the check, instead of your normal proficiency bonus.

**OTHER PROFICIENCIES & LANGUAGES**

CP

SP

EP

GP 10

PP

Chain mail,\* shield, warhammer, 2 handaxes, holy symbol, backpack, crowbar, hammer, 10 pitons, 10 torches, tinderbox, 10 days of rations, waterskin, 50 feet of hempen rope, mason's tools, dagger taken from a fallen enemy as a trophy, deck of playing cards, set of common clothes, pouch, rank insignia (sergeant)

\*While wearing this armor, you have disadvantage on Dexterity (Stealth) checks.

**EQUIPMENT**



# DWARF

Kingdoms rich in ancient grandeur, halls carved into the roots of mountains, the echoing of picks and hammers in mines and blazing forges, a commitment to clan and tradition, and hatred of goblins and orcs—these common threads are the heritage of every dwarf.

Bold and hardy, dwarves are known as skilled warriors, miners, and workers of stone and metal. They can live to be more than 400 years old, so the oldest living dwarves often remember a very different world.

Dwarves are solid and enduring like the mountains they love, weathering the centuries with stoic endurance. Individual dwarves are determined and loyal, true to their word and committed in action, sometimes to the point of stubbornness.

In the Forgotten Realms, your people are called gold dwarves. They have remote kingdoms in the south and typically keep their distance from human affairs. Their brethren are the shield dwarves of the north, who are strong, hardy, and accustomed to a difficult life in rugged terrain. Years ago, you moved to that northern realm.

**Male Dwarf Names:** Adrik, Baern, Brottor, Dain, Darrak, Eberk, Einkil, Fargrim, Gardain, Harbek, Kildrak, Morgran, Orsik, Rurik, Taklinn, Thoradin, Tordek, Traubon, Travok, Veit, Vondal

**Female Dwarf Names:** Amber, Artin, Bardryn, Dagnal, Diesa, Eldeth, Finellen, Gunnloda, Gurdis, Helja, Hlin, Kathra, Kristryd, Ilde, Lifrasa, Mardred, Riswynn, Sannl, Torbera, Torgga, Vistra

**Dwarf Clan Names:** Battlehammer, Brawnnavil, Dankil, Frostbeard, Gorunn, Ironfist, Loderr, Strakeln, Torunn, Ungart

# CLERIC

Clerics are intermediaries between the mortal world and the distant planes of the gods. As varied as the gods they serve, clerics strive to embody the handiwork of their deities. No ordinary priest or temple servant, a cleric is imbued with divine magic.

**Divine Domain.** You draw magic from a divine domain—a sphere of magical influence—associated with your deity. Your domain lets you have certain spells, such as *bless* and *cure wounds*, always prepared.

Your domain is Life, which is affiliated with many gods of good. Your god, Marthammor Duin, is the dwarf god of wanderers, travelers, and outcasts—those who move among strange lands and foreign peoples. Dwarves who honor him wear his holy symbol, a boot overlaid by an upright mace, on a necklace often made of silver and iron.

# BACKGROUND

Trained as a soldier on the island of Mintarn, you traveled to Neverwinter as part of a mercenary company that serves as both army and city watch. You grew disillusioned with your fellow soldiers, who seem to enjoy their authority at the expense of the people they're supposed to protect. Everything came to a head recently, when you disobeyed an order and followed your conscience. You were suspended from active duty, though you kept your rank and your connection to the mercenaries. Since then, you have devoted yourself to your deity.

**Personal Goal: Teach the Redbrands a Lesson.** You've heard that Daran Edermath in the town of Phandalin is looking for people of courage and principle to teach some bullies a lesson. These thugs, the Redbrands, have been throwing their weight around in Phandalin, much as your compatriots did in Neverwinter. Putting a stop to their villainy is a worthy goal.

**Alignment: Neutral Good.** Your conscience, not law and authority, will guide you to do the right thing. Power is meant to be used for the benefit of all, not to oppress the weak.

# GAINING LEVELS

As you adventure and overcome challenges, you gain experience points (XP), as explained in the rulebook.

With each level you gain, you gain one additional Hit Die and add 1d8 + 3 to your hit point maximum.

You gain access to more spells as you gain levels. You can prepare a number of spells equal to your level + your Wisdom modifier, as shown in the Spellcasting Advancement table. You also gain more spell slots.

## SPELLCASTING ADVANCEMENT

LEVEL	PREPARED SPELLS	—SPELL SLOTS PER SPELL LEVEL—		
		1ST	2ND	3RD
2nd	5	3	—	—
3rd	6	4	2	—
4th	8	4	3	—
5th	9	4	3	2

### 2ND LEVEL: 300 XP

**Channel Divinity.** You can channel divine energy directly from your deity, using that energy to fuel one of two magical effects: Turn Undead or Preserve Life. Both effects require you to use an action and present your holy symbol. When you use your Channel Divinity, you choose which effect to create. You must then finish a short or long rest to use your Channel Divinity again.

**Turn Undead.** When you use Turn Undead, each undead that can see or hear you within 30 feet of you must make a Wisdom saving throw (DC 13). If the creature fails its saving throw, it is turned for 1 minute or until it takes any damage.

A turned creature must spend its turns trying to move as far away from you as it can, and it can't willingly move to a space within 30 feet of you. It also can't take reactions. For its action, it can use only the Dash action or try to escape from an effect that prevents it from moving. If it has nowhere it can move, the creature can use the Dodge action.

**Preserve Life.** When you use Preserve Life, choose one or more creatures within 30 feet of you to heal, then distribute up to 10 hit points among them. This feature can restore a creature to no more than half of its hit point maximum. At 3rd level, you can distribute 15 hit points, at 4th level 20, and at 5th level 25.

### 3RD LEVEL: 900 XP

**Spells.** You can now prepare and cast 2nd-level spells. In addition to the spells you choose to prepare, you always have two additional domain spells prepared: *lesser restoration* and *spiritual weapon*.

### 4TH LEVEL: 2,700 XP

**Spells.** You learn one more cleric cantrip of your choice.

**Ability Score Improvement.** Your Wisdom increases to 18, which has the following effects:

- Your Wisdom modifier becomes +4.
- Your spell saving throw DC and the DC for your Turn Undead each increase by 1.
- Your bonus for your spell attacks increases by 1.
- Your modifier to Wisdom saving throws increases by 1.
- Your modifier to Wisdom-based skills increases by 1.
- Because the modifier for your Perception skill increased, your passive Wisdom (Perception) score increases by 1.

### 5TH LEVEL: 6,500 XP

**Spells.** You can now prepare and cast 3rd-level spells. In addition to the spells you choose to prepare, you always have two additional domain spells prepared: *beacon of hope* and *revivify*.

**Proficiency Bonus.** Your proficiency bonus increases to +3, which has the following effects:

- Your attack bonus increases by 1 for your spell attacks and for weapons you're proficient with.
- Your spell saving throw DC and the DC for your Turn Undead each increase by 1.
- Your modifier for saving throws and skills you're proficient in (indicated by a ●) increases by 1.

**Destroy Undead.** When an undead fails its saving throw against your Turn Undead feature, the creature is instantly destroyed if its challenge rating is 1/2 or lower.

## IMPROVING YOUR ARMOR

As you acquire treasure, you can buy better armor to improve your Armor Class. The rulebook contains equipment, including armor.



Rogue 1

CLASS & LEVEL

Criminal

BACKGROUND

PLAYER NAME

Lightfoot halfling

RACE

Neutral

ALIGNMENT

EXPERIENCE POINTS

CHARACTER NAME

**STRENGTH**

-1

8

**DEXTERITY**

+3

16

**CONSTITUTION**

+1

12

**INTELLIGENCE**

+1

13

**WISDOM**

+0

10

**CHARISMA**

+3

16

INSPIRATION

+2 PROFICIENCY BONUS

**SAVING THROWS**

- 1 Strength
- +5 Dexterity
- +1 Constitution
- +3 Intelligence
- +0 Wisdom
- +3 Charisma

**SKILLS**

- +5 Acrobatics (Dex)
- +0 Animal Handling (Wis)
- +1 Arcana (Int)
- 1 Athletics (Str)
- +5 Deception (Cha)
- +1 History (Int)
- +0 Insight (Wis)
- +3 Intimidation (Cha)
- +3 Investigation (Int)
- +0 Medicine (Wis)
- +1 Nature (Int)
- +0 Perception (Wis)
- +5 Performance (Cha)
- +3 Persuasion (Cha)
- +1 Religion (Int)
- +5 Sleight of Hand (Dex)
- +7 Stealth (Dex)
- +0 Survival (Wis)

\*See your equipment.

14 **ARMOR CLASS**

+3 **INITIATIVE**

25 feet **SPEED**

Hit Point Maximum 9

**CURRENT HIT POINTS**

**TEMPORARY HIT POINTS**

Total 1d8 **HIT DICE**

SUCCESSES

FAILURES

**DEATH SAVES**

I never have a plan, but I'm great at making things up as I go along. Also, the best way to get me to do something is to tell me I can't do it.

**PERSONALITY TRAITS**

People. I'm loyal to my friends, not to any ideals. Everyone else can take a trip on the River Styx for all I care.

**IDEALS**

Qelline Alderlead, my aunt, has a farm in Phandalin. I always give her some of my ill-gotten gains.

**BONDS**

My aunt must never know the deeds I did as a member of the Redbrands.

**FLAWS**

NAME	ATK BONUS	DAMAGE/TYPE
Shortsword	+5	1d6 + 3 piercing
Shortbow*	+5	1d6 + 3 piercing

\*You can shoot your shortbow 80 feet, or up to 320 feet with disadvantage on the attack roll.

**Sneak Attack.** Once per turn, when you hit a creature with a Dexterity-based attack (such as with your shortsword or shortbow) and you have advantage on the attack roll, you can deal an extra 1d6 damage to your target. You don't need advantage if another enemy of the target is within 5 feet of it and isn't incapacitated. You can't deal the extra damage, however, if you have disadvantage on the attack roll.

**ATTACKS & SPELLCASTING**

**Thieves' Cant.** You know thieves' cant, a secret mix of dialect, jargon, and code that allows you to hide messages in seemingly normal conversation. You also understand a set of secret signs and symbols used to convey short, simple messages, such as whether an area is dangerous, whether loot is nearby, or whether the people in an area are easy marks or will provide a safe house for thieves on the run.

**Lucky.** When you roll a natural 1 on an attack roll, ability check, or saving throw, you can reroll the die and must use the new roll.

**Brave.** You have advantage on saving throws against being frightened.

**Halfling Nimbleness.** You can move through the space of any creature that is of a size larger than yours.

**Naturally Stealthy.** You can attempt to hide when you are obscured by a creature that is at least one size larger than you.

**Criminal Contact.** You have a contact who acts as your liaison to a network of other criminals. You know how to get messages to and from your contact, even over great distances; you know the local messengers, corrupt caravan masters, and seedy sailors who can carry messages for you. You can move secret information or stolen goods through your contact in exchange for money or other information you seek.

**FEATURES & TRAITS**

10 **PASSIVE WISDOM (PERCEPTION)**

**Proficiencies.** Light armor, simple weapons, hand crossbows, longswords, rapiers, shortswords, thieves' tools, playing cards, carpenter's tools

**Languages.** Common, Halfling

**Expertise.** When you make a Dexterity (Stealth) check or a check using thieves' tools, your proficiency bonus is doubled. This benefit is included in your Stealth skill bonus.

**OTHER PROFICIENCIES & LANGUAGES**

CP

SP

EP

GP 15

PP

Shortsword, shortbow, 20 arrows, leather armor, thieves' tools, backpack, bell, 5 candles, crowbar, hammer, 10 pitons, 50 feet of hempen rope, hooded lantern, 2 flasks of oil, 5 days rations, tinderbox, waterskin, crowbar, set of dark common clothes including a hood, pouch

**EQUIPMENT**



## HALFLING

The comforts of home are the goals of most halflings' lives: a place to settle in peace and quiet, far from marauding monsters and clashing armies; a blazing fire and a generous meal; and fine drink and fine conversation. Though some halflings live out their days in remote agricultural communities, others form nomadic bands that travel constantly, lured by the open road and the wide horizon to discover the wonders of new lands and peoples. But even these wanderers love peace, food, hearth, and home, though home might be a wagon jostling along an old dirt road.

The diminutive halflings survive in a world full of larger creatures by avoiding notice or, barring that, avoiding offense. Standing about 3 feet tall, they appear relatively harmless and so have managed to survive for centuries in the shadow of empires and on the edges of wars and political strife. They're concerned with basic needs and simple pleasures and have little use for ostentation.

Halflings are an affable and cheerful people. They cherish the bonds of family and friendship, as well as the comforts of hearth and home, harboring few dreams of glory. Even adventurers among them usually venture into the world for reasons of community, friendship, wanderlust, or curiosity.

A halfling has a given name, a family name, and possibly a nickname. Family names are often nicknames that stuck so tenaciously they have been passed down through the generations.

**Male Names:** Alton, Ander, Cade, Corrin, Eldon, Errich, Finnan, Garret, Lindal, Lyle, Merric, Milo, Osborn, Perrin, Reed, Roscoe, Wellby

**Female Names:** Andry, Bree, Callie, Cora, Euphemia, Jillian, Kithri, Lavinia, Lidda, Merla, Nedda, Paela, Portia, Seraphina, Shaena, Trym, Vani, Verna

**Family Names:** Brushgather, Goodbarrel, Greenbottle, High-hill, Hilltopple, Leagallow, Tealeaf, Thorngage, Tossobble, Underbough

## ROGUE

Rogues rely on skill, stealth, and their foes' vulnerabilities to get the upper hand in any situation. They have a knack for finding the solution to just about any problem.

## BACKGROUND

The town of Phandalin is built on the ruins of an older settlement, vacant for five centuries until some hardy settlers set about rebuilding it some years back. Drawn by stories of gold and platinum in the nearby foothills, you came to Phandalin as well, not to earn a living, but to prey on those who struck it rich. You joined a gang calling itself the Redbrands and made some decent coin as a burglar, enforcer, or fence.

But you must have made an enemy among your fellow Redbrands. Someone set you up. On that person's word, the head of the Redbrands—a wizard called Glasstaff—tried to have you killed. You escaped, barely alive and thanking Tymora, the goddess of good fortune, for your luck. You fled Phandalin, almost penniless and with only the tools of your trade to your name.

**Personal Goal: Get Your Revenge.** Someone in the Redbrands nearly got you killed, and you sure would like to know who it was. And then you'd like to take your revenge—on that person, on Glasstaff, maybe on all the Redbrands. And you just got a tip that might help you: someone named Halia Thornton also has it out for the Redbrands. She lives in Phandalin, which means showing your face to the Redbrands who still want you dead.

**Alignment: Neutral.** You tend to do whatever seems best at the time. Sure, you've done some things you're not proud of, and you're not personally committed to making the world a better place. But you have no interest in causing suffering or making things worse than they already are.

## GAINING LEVELS

As you adventure and overcome challenges, you gain experience points (XP), as explained in the rulebook.

With each level you gain, you gain one additional Hit Die and add 1d8 + 1 to your hit point maximum.

### 2ND LEVEL: 300 XP

**Cunning Action.** Your quick thinking and agility allow you to move and act quickly, so you can take a bonus action on each of your turns in combat. This action can be used only to take the Dash, Disengage, or Hide action.

### 3RD LEVEL: 900 XP

**Second-Story Work.** You gain the ability to climb faster than normal, so climbing no longer costs you extra movement. In addition, when you make a running jump, the distance you can cover increases by a number of feet equal to your Dexterity modifier.

**Fast Hands.** You can use the bonus action granted by your Cunning Action to make a Dexterity (Sleight of Hand) check, take the Use an Object action, or use your thieves' tools to try to disarm a trap or open a lock.

**Sneak Attack.** You deal 2d6 damage with your Sneak Attack feature, instead of 1d6.

### 4TH LEVEL: 2,700 XP

**Ability Score Improvement.** Your Dexterity increases to 18, which has the following effects:

- Your Dexterity modifier becomes +4.
- Your attack bonus and your damage for Dexterity-based attacks, such as your shortsword and shortbow, increase by 1.
- Your modifier to Dexterity saving throws increases by 1.
- Your modifier to Dexterity-based skills increases by 1.
- While you wear light or no armor, your Armor Class increases by 1.
- Your initiative increases by 1.

### 5TH LEVEL: 6,500 XP

**Proficiency Bonus.** Your proficiency bonus increases to +3, which has the following effects:

- Your attack bonus increases by 1 for weapons you're proficient with.
- Your modifier for saving throws and skills you're proficient in (indicated by a ●) increases by 1. Your Expertise feature means your bonus for Stealth and the use of thieves' tools instead each increase by 2.

**Sneak Attack.** You deal 3d6 damage with your Sneak Attack feature, instead of 2d6.

**Uncanny Dodge.** When an attacker you can see hits you with an attack roll, you can use your reaction to halve the attack's damage against you.

## IMPROVING YOUR ARMOR

As you acquire treasure, you can buy better armor to improve your Armor Class. The rulebook contains equipment, including armor.



Wizard 1

CLASS & LEVEL

Acolyte

BACKGROUND

PLAYER NAME

High elf

RACE

Chaotic good

ALIGNMENT

EXPERIENCE POINTS

CHARACTER NAME

**STRENGTH**

+0

10

**DEXTERITY**

+2

15

**CONSTITUTION**

+2

14

**INTELLIGENCE**

+3

16

**WISDOM**

+1

12

**CHARISMA**

-1

8

INSPIRATION

+2 PROFICIENCY BONUS

**SAVING THROWS**

- +0 Strength
- +2 Dexterity
- +2 Constitution
- +5 Intelligence
- +3 Wisdom
- 1 Charisma

**SKILLS**

- +2 Acrobatics (Dex)
- +1 Animal Handling (Wis)
- +5 Arcana (Int)
- +0 Athletics (Str)
- 1 Deception (Cha)
- +3 History (Int)
- +3 Insight (Wis)
- 1 Intimidation (Cha)
- +5 Investigation (Int)
- +1 Medicine (Wis)
- +3 Nature (Int)
- +3 Perception (Wis)
- 1 Performance (Cha)
- 1 Persuasion (Cha)
- +5 Religion (Int)
- +2 Sleight of Hand (Dex)
- +2 Stealth (Dex)
- +1 Survival (Wis)

\*See your equipment.

12 ARMOR CLASS

+2 INITIATIVE

30 feet SPEED

Hit Point Maximum 8

CURRENT HIT POINTS

TEMPORARY HIT POINTS

Total 1d6 HIT DICE

SUCCESSSES

FAILURES

DEATH SAVES

I use polysyllabic words that convey the impression of erudition. Also, I've spent so long in the temple that I have little experience dealing with people on a casual basis.

PERSONALITY TRAITS

Knowledge. The path to power and self-improvement is through knowledge.

IDEALS

The tome I carry with me is the record of my life's work so far, and no vault is secure enough to keep it safe.

BONDS

I'll do just about anything to uncover historical secrets that would add to my research.

FLAWS

NAME	ATK BONUS	DAMAGE/TYPE
Shortsword	+4	1d6 + 2 piercing

**Cantrips.** You know *mage hand*, *prestidigitation*, *ray of frost*, and *shocking grasp*, and can cast them at will.

**Spell Slots.** You have two 1st-level spell slots you can use to cast your prepared spells.

**Prepared Spells.** You prepare four 1st-level spells to make them available for you to cast, choosing from the spells in your spellbook.

**Spellbook.** You have a spellbook containing these 1st-level spells: *burning hands*, *detect magic*, *mage armor*, *magic missile*, *shield*, and *sleep*. Descriptions are in the rulebook.

ATTACKS & SPELLCASTING

**Spellcasting Ability.** Intelligence is your spellcasting ability for your spells. The saving throw DC to resist a spell you cast is 13. Your attack bonus when you make an attack with a spell is +5. See the rulebook for rules on casting your spells.

**Arcane Recovery.** You can regain some of your magical energy by studying your spellbook. Once per day during a short rest, you can choose to recover expended spell slots with a combined level equal to or less than half your wizard level (rounded up).

**Darkvision.** You see in dim light within a 60-foot radius of you as if it were bright light, and in darkness in that radius as if it were dim light. You can't discern color in darkness, only shades of gray.

**Fey Ancestry.** You have advantage on saving throws against being charmed, and magic can't put you to sleep.

**Trance.** Elves don't need to sleep. They meditate deeply, remaining semiconscious, for 4 hours a day and gain the same benefit a human does from 8 hours of sleep.

**Shelter of the Faithful.** As a servant of Oghma, you command the respect of those who share your faith, and you can perform the rites of Oghma. You and your companions can expect to receive free healing and care at a temple, shrine, or other established presence of Oghma's faith. Those who share your religion will support you (and only you) at a modest lifestyle. You also have ties to the temple of Oghma in Neverwinter, where you have a residence. When you are in Neverwinter, you can call upon the priests there for assistance that won't endanger them.

FEATURES & TRAITS

PASSIVE WISDOM (PERCEPTION)

**Proficiencies.** Daggers, darts, light crossbows, longbows, longswords, quarterstaves, shortbows, shortswords, slings

**Languages.** Common, Elvish, Draconic, Dwarvish, Goblin

OTHER PROFICIENCIES & LANGUAGES

Shortsword, component pouch, spellbook, backpack, bottle of ink, ink pen, 10 sheets of parchment, small knife, tome of historical lore, holy symbol, prayer book, set of common clothes, pouch

5

EQUIPMENT



## ELF

Elves are a people of otherworldly grace, living in the world but not entirely part of it. They live in places of ethereal beauty, in the midst of ancient forests or in silvery spires glittering with faerie light, where soft music drifts through the air and gentle fragrances waft on the breeze. Elves love nature and magic, art and artistry, music and poetry.

Elves can live over 700 years. They are more often amused than excited, and more likely to be curious than greedy. They tend to remain aloof and unfazed by petty happenstance, and they trust in diplomacy and compromise to resolve differences before they escalate to violence.

Most elves dwell in small forest villages hidden among the trees. Their contact with outsiders is usually limited, though a few elves make a good living by trading crafted items for metals, which they have no interest in mining.

In the Forgotten Realms, your people are named sun elves. Also called gold elves or sunrise elves, sun elves have bronze skin and hair of copper, black, or golden blond, and their eyes are golden, silver, or black. They are more reclusive than the other branch of high elves, the moon elves, but Oghma has called you to live among other peoples, rather than in the sanctuaries of your kin.

Elves are considered children until they declare themselves adults, sometime after the hundredth birthday. Before this period, they are called by child names. On declaring adulthood, an elf selects an adult name. Every elf also bears a family name, typically a combination of Elvish words. Some elves traveling among other races translate their family names into Common.

**Child Names:** Ara, Bryn, Del, Innil, Lael, Mella, Naeris, Phann, Rael, Rinn, Syllin, Vall

**Male Adult Names:** Adran, Berrian, Carric, Erevan, Galinndan, Hadarai, Immeral, Paelias, Quarion, Riardon, Soveliss, Theren, Varis

**Female Adult Names:** Althaea, Bethryнна, Caelynn, Ielenia, Leshanna, Meriele, Naivara, Quillathe, Silaqui, Thia, Vадania, Valanthe, Xanaphia

**Family Names (Common Translations):** Amastacia (Starflower), Galanodel (Moonwhisper), Liadon (Silverfrond), Meliamne (Oakenheel), Siannodel (Moonbrook), Ilpheelkiir (Gemblossom)

## WIZARD

Wizards are supreme magic-users. Drawing on the subtle weave of magic that permeates the cosmos, they cast spells of explosive fire, arcing lightning, subtle deception, and brute-force mind control. The mightiest wizards learn to conjure elementals from other planes of existence, glimpse the future, or turn slain foes into zombies.

## BACKGROUND

You have spent your life dedicated to Oghma, all-seeing god of knowledge, and spent years learning the lore of the multiverse.

**Personal Goal: Reconsecrate the Defiled Altar.** Through visions delivered in your trances, your god has called you to a new mission. A goblin tribe has made its lair in an ancient ruin now called Cragmaw Castle, where they have defiled a shrine once sacred to Oghma. Now dedicated to the vile goblin god Maglubiyet, the altar is an offense to Oghma that must not stand.

You're sure Oghma has greater things in store for you if you can complete this quest. In the meantime, your visions suggest that Sister Garaele—a priest of Tymora, the goddess of luck—can aid you in the town of Phandalin.

**Alignment: Chaotic Good.** The pursuit and acquisition of knowledge is for the benefit of all. Kingdoms and laws are useful so far as they allow knowledge to flourish. Tyrants who seek to suppress and control it are the worst villains. You share your knowledge freely, and use what you have learned to help where you can.

## GAINING LEVELS

As you adventure and overcome challenges, you gain experience points (XP), as explained in the rulebook.

With each level you gain, you gain one additional Hit Die and add 1d6 + 2 to your hit point maximum.

You gain access to more spells as you gain levels. You can prepare a number of spells equal to your level + your Intelligence modifier, as shown in the Spellcasting Advancement table. You also gain more spell slots.

### SPELLCASTING ADVANCEMENT

LEVEL	PREPARED SPELLS	—SPELL SLOTS PER SPELL LEVEL—		
		1ST	2ND	3RD
2nd	5	3	—	—
3rd	6	4	2	—
4th	8	4	3	—
5th	9	4	3	2

### ADDING TO YOUR SPELLBOOK

Each time you gain a wizard level, you can add two wizard spells of your choice to your spellbook, chosen from the wizard spell list in the rulebook. Each of these spells must be of a level for which you have spell slots. On your adventures, you might also find scrolls or books containing other spells you can add to your spellbook.

**Copying a Spell into the Book.** When you find a wizard spell, you can add it to your spellbook if it is of a level for which you have spell slots and if you can spare the time to decipher and copy it.

For each level of the spell, the process takes 2 hours and requires 50 gp. The cost represents material components you expend as you experiment with the spell to master it, as well as the fine inks you need to record it. Once you have spent this time and money, you can prepare the spell just like your other spells.

### 2ND LEVEL: 300 XP

**Evocation Savant.** The gold and time you must spend to copy an evocation spell into your spellbook is halved.

**Sculpt Spells.** When you cast an evocation spell that affects other creatures you can see, you can choose a number of them equal to 1 + the spell's level. The chosen creatures automatically succeed on their saving throws against the spell, and they take no damage if they would normally take half damage from it.

### 3RD LEVEL: 900 XP

**Spells.** You can now prepare and cast 2nd-level spells.

### 4TH LEVEL: 2,700 XP

**Spells.** You learn one more wizard cantrip of your choice.

**Ability Score Improvement.** Your Intelligence increases to 18, which has the following effects:

- Your Intelligence modifier becomes +4.
- Your spell saving throw DC increases by 1.
- Your bonus for your spell attacks increases by 1.
- Your modifier to Intelligence saving throws increases by 1.
- Your modifier to Intelligence-based skills increases by 1.

### 5TH LEVEL: 6,500 XP

**Spells.** You can prepare and cast 3rd-level spells.

**Proficiency Bonus.** Your proficiency bonus increases to +3, which has the following effects:

- Your attack bonus increases by 1 for your spell attacks and weapons you're proficient with.
- Your spell saving throw DC increases by 1.
- Your modifier for saving throws and skills you're proficient in (indicated by a ●) increases by 1.
- Because the modifier for your Perception skill increased, your passive Wisdom (Perception) score increases by 1.



Fighter 1

CLASS & LEVEL

Folk hero

BACKGROUND

PLAYER NAME

Human

RACE

Lawful good

ALIGNMENT

EXPERIENCE POINTS

CHARACTER NAME

**STRENGTH**

+2

14

**DEXTERITY**

+3

16

**CONSTITUTION**

+2

15

**INTELLIGENCE**

+0

11

**WISDOM**

+1

13

**CHARISMA**

-1

9

INSPIRATION

+2 PROFICIENCY BONUS

**SAVING THROWS**

- +4 Strength
- +3 Dexterity
- +4 Constitution
- +0 Intelligence
- +1 Wisdom
- -1 Charisma

**SKILLS**

\*See your equipment.

- +3 Acrobatics (Dex)
- +3 Animal Handling (Wis)
- +0 Arcana (Int)
- +2 Athletics (Str)
- -1 Deception (Cha)
- +2 History (Int)
- +1 Insight (Wis)
- -1 Intimidation (Cha)
- +0 Investigation (Int)
- +1 Medicine (Wis)
- +0 Nature (Int)
- +3 Perception (Wis)
- -1 Performance (Cha)
- -1 Persuasion (Cha)
- +0 Religion (Int)
- +3 Sleight of Hand (Dex)
- +3 Stealth (Dex)
- +3 Survival (Wis)

14  
ARMOR CLASS

+3  
INITIATIVE

30 feet  
SPEED

Hit Point Maximum 12

CURRENT HIT POINTS

TEMPORARY HIT POINTS

Total 1d10  
HIT DICE

SUCCESSES ○○○○  
FAILURES ○○○○  
DEATH SAVES

When I set my mind to something, I follow through. Also, I use long words in an attempt to sound smarter.

PERSONALITY TRAITS

Sincerity. It's no good pretending to be something I'm not.

IDEALS

One day, Thundertree will be a prosperous town again. A statue of me will stand in the town square.

BONDS

I'm convinced of the significance of my destiny, and blind to my shortcomings and the risk of failure.

FLAWS

**ATTACKS & SPELLCASTING**

NAME	ATK BONUS	DAMAGE/TYPE
Greatsword	+4	2d6 + 2 slashing
Longbow*	+7	1d8 + 3 piercing

\*You can shoot your longbow 150 feet, or up to 600 feet with disadvantage on the attack roll.

**Second Wind.** You have a limited well of stamina you can draw on to protect yourself from harm. You can use a bonus action to regain hit points equal to 1d10 + your fighter level.

Once you use this feature, you must finish a short or long rest before you can use it again.

**Fighting Style (Archery).** You gain a +2 bonus to attack rolls you make with ranged weapons. This bonus is already included in your attack with your longbow.

**Rustic Hospitality.** Since you come from the ranks of the common folk, you fit in among them with ease. You can find a place to hide, rest, or recuperate among other commoners, unless you have shown yourself to be a danger to them. They shield you from the law or anyone else searching for you, though they are unwilling to risk their lives for you.

13 PASSIVE WISDOM (PERCEPTION)

**Proficiencies.** All armor, shields, simple weapons, martial weapons, carpenter's tools, vehicles (land)

**Languages.** Common, Elvish

**OTHER PROFICIENCIES & LANGUAGES**

Leather armor, longbow, 20 arrows, greatsword, backpack, bedroll, mess kit, tinderbox, 10 torches, 10 days of rations, waterskin, 50 feet of hempen rope, carpenter's tools, shovel, iron pot, set of common clothes, pouch

CP

SP

EP

GP 10

PP

**EQUIPMENT**

**FEATURES & TRAITS**



# HUMAN

Humans are the youngest of the common races, late to arrive on the world scene and short-lived in comparison to dwarves, elves, and dragons. But they are the innovators, the achievers, and the pioneers of the world, the most adaptable and ambitious people among the common races.

When humans settle somewhere, they stay. They build cities to last for the ages and great kingdoms that can persist for centuries. They live fully in the present—making them well suited to the adventuring life—but also plan for the future, striving to leave a lasting legacy.

Human culture varies by region. In the Forgotten Realms, the clothing, architecture, cuisine, music, and literature in the northwestern lands of Neverwinter are different from their counterparts in distant Turmish or Impiltur to the east. Human physical characteristics vary according to the ancient migrations of the earliest humans, so that the humans of Neverwinter have every possible variation of coloration and features.

Having so much more variety than other cultures, humans have no truly typical names. Some human parents give their children names from other languages, such as Dwarvish or Elvish (pronounced more or less correctly). Traditional names among different human cultures vary widely. You might be Haseid (Calishite), Kerri (Chondathan), Kosef (Damaran), Amafrey (Illuskan), So-Kehur (Mulan), Madislak (Rashemi), Mei (Shou), or Salazar (Turami).

## FIGHTER

Fighters are the most diverse class of characters in the worlds of DUNGEONS & DRAGONS. Questing knights, conquering overlords, royal champions, elite foot soldiers, hardened mercenaries, and bandit kings—as fighters, they all share an unparalleled mastery with weapons and armor, and a thorough knowledge of the skills of combat. And they are well acquainted with death, both meting it out and staring it defiantly in the face.

## BACKGROUND

Your parents lived in the prosperous village of Thundertree, east of the city of Neverwinter and at the edge of the Neverwinter Wood. But when nearby Mount Hotenow erupted thirty years ago, your parents fled, carrying you in your infancy. Your family drifted from village to village around the region, finding work as servants or laborers where they could.

You've spent the last few years in Neverwinter as a porter and laborer at the city's bustling docks. But it's clear to you and everyone around you that you are destined for much more. You stood up to an abusive ship captain once, so other dockworkers look up to you. Someday, you'll come into your own. You'll be a hero.

**Personal Goal: Drive Off the Dragon.** The ruins of Thundertree call to you. Your family and their friends once lived in prosperity there, and now they're reduced to menial labor. The ruins are haunted by ash zombies, and rumor has it a dragon has made its lair in the Old Tower, but those are problems a hero can solve. Slay the dragon, or drive it off, and you'll prove—to yourself and everyone else—you're a real hero, destined for greatness.

**Alignment: Lawful Good.** A hero stands up to evil and never lets bullies have their way. A hero fights for law and order, so that everyone can live in prosperity and happiness. A hero slays monsters, clears ruins, and protects the innocent. You strive to be such a hero.

# GAINING LEVELS

As you adventure and overcome challenges, you gain experience points (XP), as explained in the rulebook.

With each level you gain, you gain one additional Hit Die and add  $1d10 + 2$  to your hit point maximum.

## 2ND LEVEL: 300 XP

**Action Surge.** You can push yourself beyond your normal limits for a moment. On your turn, you can take one additional action on top of your regular action and a possible bonus action.

Once you use this feature, you must finish a short or long rest before you can use it again.

## 3RD LEVEL: 900 XP

**Improved Critical.** Your weapon attacks score a critical hit on a roll of 19 or 20.

## 4TH LEVEL: 2,700 XP

**Ability Score Improvement.** Your Dexterity increases to 18, which has the following effects:

- Your Dexterity modifier becomes +4.
- Your attack bonus and your damage for Dexterity-based attacks, such as your longbow, increase by 1.
- Your modifier to Dexterity saving throws increases by 1.
- Your modifier to Dexterity-based skills increases by 1.
- While you wear light or no armor, your Armor Class increases by 1.
- Your initiative increases by 1.

## 5TH LEVEL: 6,500 XP

**Extra Attack.** Whenever you take the Attack action on your turn, you can make two attacks, instead of one, as part of taking that action.

**Proficiency Bonus.** Your proficiency bonus increases to +3, which has the following effects:

- Your attack bonus increases by 1 for weapons you're proficient with.
- Your modifier for saving throws and skills you're proficient in (indicated by a ●) increases by 1.
- Because the modifier for your Perception skill increased, your passive Wisdom (Perception) score increases by 1.

## IMPROVING YOUR ARMOR

As you acquire treasure, you can buy better armor to improve your Armor Class. The rulebook contains equipment, including armor.



Ranger 1

CLASS & LEVEL

Outlander

BACKGROUND

PLAYER NAME

Wood elf

RACE

Chaotic good

ALIGNMENT

EXPERIENCE POINTS

CHARACTER NAME

STRENGTH

+1

12

DEXTERITY

+3

16

CONSTITUTION

+1

13

INTELLIGENCE

+0

10

WISDOM

+3

16

CHARISMA

-1

8

INSPIRATION

+2

PROFICIENCY BONUS

- +3 Strength
- +5 Dexterity
- +1 Constitution
- +0 Intelligence
- +3 Wisdom
- -1 Charisma

SAVING THROWS

- +3 Acrobatics (Dex)
- +3 Animal Handling (Wis)
- +0 Arcana (Int)
- +3 Athletics (Str)
- -1 Deception (Cha)
- +0 History (Int)
- +5 Insight (Wis)
- -1 Intimidation (Cha)
- +0 Investigation (Int)
- +3 Medicine (Wis)
- +2 Nature (Int)
- +5 Perception (Wis)
- -1 Performance (Cha)
- -1 Persuasion (Cha)
- +0 Religion (Int)
- +3 Sleight of Hand (Dex)
- +5\* Stealth (Dex)
- +5 Survival (Wis)

\*See your equipment.  
SKILLS

15

ARMOR CLASS

+3

INITIATIVE

35 feet

SPEED

Hit Point Maximum 11

CURRENT HIT POINTS

TEMPORARY HIT POINTS

Total 1d10

HIT DICE

SUCCESSES

FAILURES

DEATH SAVES

I once ran twentyfive miles without stopping to warn my clan of an approaching orc horde. I'd do it again if I had to.

PERSONALITY TRAITS

Life is like the seasons, in constant change, and we must change with it.

IDEALS

I am the last of my tribe, and it is up to me to ensure their names enter legend.

BONDS

There's no room for caution in a life lived to the fullest.

FLAWS

NAME ATK BONUS DAMAGE/TYPE

Shortsword +5 1d6 + 3 piercing

Longbow\* +5 1d8 + 3 piercing

\*You can shoot your longbow up to 150 feet, or up to 600 feet with disadvantage on the attack roll.

ATTACKS & SPELLCASTING

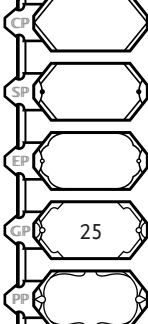
15

PASSIVE WISDOM (PERCEPTION)

**Proficiencies.** Light armor, medium armor, shields, simple weapons, martial weapons, flute.

**Languages.** Common, Elvish, Draconic, Orc.

OTHER PROFICIENCIES & LANGUAGES



Studded leather, shortsword, longbow, 60 arrows, backpack, bedroll, mess kit, tinderbox, 10 torches, 10 days rations, waterskin, hunting trap, flute, 50' hemp rope, a six-sided die.

EQUIPMENT

**Fey Ancestry.** You have advantage on saving throws against being charmed, and magic can't put you to sleep.

**Darkvision.** You can see in dim light within 60 feet of you as if it were bright light, and in darkness as if it were dim light. You can't discern color in darkness, only shades of gray.

**Mask of the Wild.** You can attempt to hide even when you are only lightly obscured by foliage, heavy rain, falling snow, mist, and other natural phenomena.

**Favored Enemy.** You have significant experience studying, tracking, hunting, and even talking to dragons. You gain a +2 bonus to damage rolls with weapon attacks, you have advantage on Wisdom (Survival) checks to track dragons, as well as on Intelligence checks to recall information about them.

**Natural Explorer.** You are a master of navigating the natural world, and you react with swift and decisive action when attacked. This grants you the following benefits:

You ignore difficult terrain; you have advantage on initiative rolls and on your first turn during combat; you have advantage on attack rolls against creatures that have not yet acted.

In addition, you are skilled at navigating the wilderness. You gain the following benefits when traveling for an hour or more:

Difficult terrain doesn't slow your group's travel; Your group can't become lost except by magical means; even when you are engaged in another activity while traveling, you remain alert to danger; if you are traveling alone, you can move stealthily at a normal pace; when you forage, you find twice as much food as you normally would; while tracking other creatures, you also learn their exact number, their sizes, and how long ago they passed through the area.

FEATURES & TRAITS



# ELF

Elves are a people of otherworldly grace, living in the world but not entirely part of it. They live in places of ethereal beauty, in the midst of ancient forests or in silvery spires glittering with faerie light, where soft music drifts through the air and gentle fragrances waft on the breeze. Elves love nature and magic, art and artistry, music and poetry.

Elves can live over 700 years. They are more often amused than excited, and more likely to be curious than greedy. They tend to remain aloof and unfazed by petty happenstance, and they trust in diplomacy and compromise to resolve differences before they escalate into violence.

Most elves dwell in small forest villages hidden among the trees. Their contact with outsiders is usually limited, though a few elves make a good living by trading crafted items for metals, which they have no interest in mining.

In the Forgotten Realms, your people are known as copper elves, or Or-tel-quessir. Wood elves were the most populous of the elven races. Wood elves saw themselves as guardians of the Tel-quessir forest homes that were largely abandoned after the Crown Wars and before the Retreat, but unlike most elves they did not view themselves as a people apart from the rest of Faerûn.

Elves are considered children until they declare themselves adults, sometime after the hundredth birthday. Before this period, they are called by child names. On declaring adulthood, an elf selects an adult name. Every elf also bears a family name, typically a combination of Elvish words. Some elves traveling among other races translate their family names into Common.

**Child Names:** Ara, Bryn, Del, Innil, Lael, Mella, Naeris, Phann, Rael, Rinn, Syllin, Vall

**Male Adult Names:** Adran, Berrian, Carric, Erevan, Galinndan, Hadarai, Immeral, Paelias, Quarion, Riardon, Soveliss, Theren, Varis

**Female Adult Names:** Althaea, Bethryna, Caelynn, Ielenia, Leshanna, Meriele, Naivara, Quillathe, Silaqui, Thia, Vadiana, Valanthe, Xanaphia

**Family Names (Common Translations):** Amastacia (Starflower), Galanodel (Moonwhisper), Liadon (Silverfrond), Meliamne (Oakenheel), Siannodel (Moonbrook), Ilphelkiir (Gemblossom)

# RANGER

Rangers are the warriors of the wilderness and specialize in hunting monsters that threaten the edges of civilization. They learn to track their quarry as a predator does, moving steadily through the wilds and hiding themselves in brush and rubble. Rangers focus their combat training on techniques that are particularly useful against their specific favoured foes.

## BACKGROUND

The last remaining member of your tribe, you are the epitome of the rugged individualist. You know better than to ascribe qualities such as mercy or bounty to the forests of your youth. There are a thousand ways to die in the wilderness, and you have survived through muscle, wits, and will. You grew up in the wilds, far from civilization and the comforts of town and technology. The wilds are in your blood. Even in places where you don't know the specific features of the terrain, you know the way of the wild.

**Personal Goal: Maintain balance between nature and civilization.** You are a member of the Emerald Enclave, a group dedicated to maintaining the delicate balance between nature and civilization. In a new rough-and-tumble frontier town of Phandelver these forces are easily brought to disproportion. As new people continue to settle in the areas around Phandelver, your goal is to protect both nature and civilization from each other and to kill or drive off any harmful force that threatens this harmony.

**Alignment: Chaotic good.** You act as your conscience directs, with little regard for what others expect. You hold freedom high, but maybe not above all else.

# GAINING LEVELS

As you adventure and overcome challenges, you gain experience points (XP), as explained in the rulebook.

With each level you gain, you gain one additional Hit Die and add 1d10 + 1 to your hit point maximum.

You gain access to spells when you reach your 2nd level.

## SPELLCASTING ADVANCEMENT

LEVEL	KNOWN SPELLS	—SPELL SLOTS PER SPELL LEVEL—		
		1ST	2ND	3RD
2nd	2	2	—	—
3rd	3	3	—	—
4th	3	3	—	—
5th	4	4	2	—

### 2ND LEVEL: 300 XP

**Fighting Style.** At 2nd level, you adopt the fighting style archery as your speciality. You gain a +2 bonus to attack rolls you make with ranged weapons.

**Spellcasting.** By the time you reach 2nd level, you have learned to use the magical essence of nature to cast spells. You know two 1st-level spells of your choice from the ranger spell list. To cast one of these spells, you must expend a slot of the spell's level or higher. You regain all expended spell slots when you finish a long rest. Wisdom is your spellcasting ability for your ranger spells, since your magic draws on your attunement to nature.

**Spell save DC** = 8 + your proficiency bonus + your Wisdom modifier

**Spell attack modifier** = your proficiency bonus + your Wisdom modifier

### 3RD LEVEL: 900 XP

**Spells.** You learn one more spell of your choice. Additionally you may replace any spells you already knew with new spells.

**Primeval Awareness.** Beginning at 3rd level, your mastery of ranger lore allows you to establish a powerful link to beasts and to the land around you. You have an innate ability to communicate with beasts, and they recognize you as a kindred spirit. You can communicate simple ideas as an action and read basic mood and intent. Additionally you can attune your senses to determine if your favorite enemy is lurking within 5 miles by spending 1 minute of uninterrupted concentration.

**Ranger Conclave feature: Horde Breaker.** At 3rd level, you choose to emulate the ideals and training of the Hunter Conclave as they seek protect civilization from the terrors of the wilderness. Once on each of your turns when you make a weapon attack, you can make another attack with the same weapon against a different creature that is within 5 feet of the original target and within range of your weapon.

### 4TH LEVEL: 2,700 XP

**Ability Score Improvement.** Your Wisdom increases to 18, which has the following effects:

- Your Wisdom modifier becomes +4.
- Your spell saving throw DC increases by 1.
- Your bonus for spell attacks increases by 1.
- Your modifier to Wisdom saving throws increases by 1.
- Your modifier to Wisdom-based skills increases by 1.
- Because the modifier for your Perception skill increased, your passive Wisdom (Perception) score increases by 1.

### 5TH LEVEL: 6,500 XP

**Spells.** You now learn and are able to cast 2nd level spells. You learn one more spell of your choice of the appropriate level. Additionally you may replace any spells you already knew with new spells.

**Ranger Conclave feature: Extra Attack.** Beginning at 5th level, you can attack twice, instead of once, whenever you take the Attack action on your turn.

**Proficiency Bonus.** Your proficiency bonus increases to +3, which has the following effects:

- Your attack bonus increases by 1 for your spell attacks and for weapons you are proficient with.
- Your spell saving throw DC increases by 1.
- Your modifier for saving throws and skills you are proficient with in (indicated by a ●) increase by 1.



One hex = 5 miles



The Craggs

Mount Hotenow

Neverwinter Wood

Starmetal Hills

Neverwinter

Thundertree

Conyberry

Old Owl Well

The High Road

Triboar Trail

Icespire Peak

Phandalin

Sword Mountains

Leilon

Kryptgarden Forest

Mere of Dead Men



City

Town

Ruins

Point of Interest

Peak

Road

Trail

River

Forest


Marsh

Hills

Mountains



1 square = 5 feet



-  Briars
-  Bridge
-  Escarpment
-  Rapids
-  Rubble
-  Stalagmite
-  Steps
-  Stone Wall
-  Supplies

# CRAGMAW HIDEOUT

MS



# PHANDALIN






1 square = 5 feet

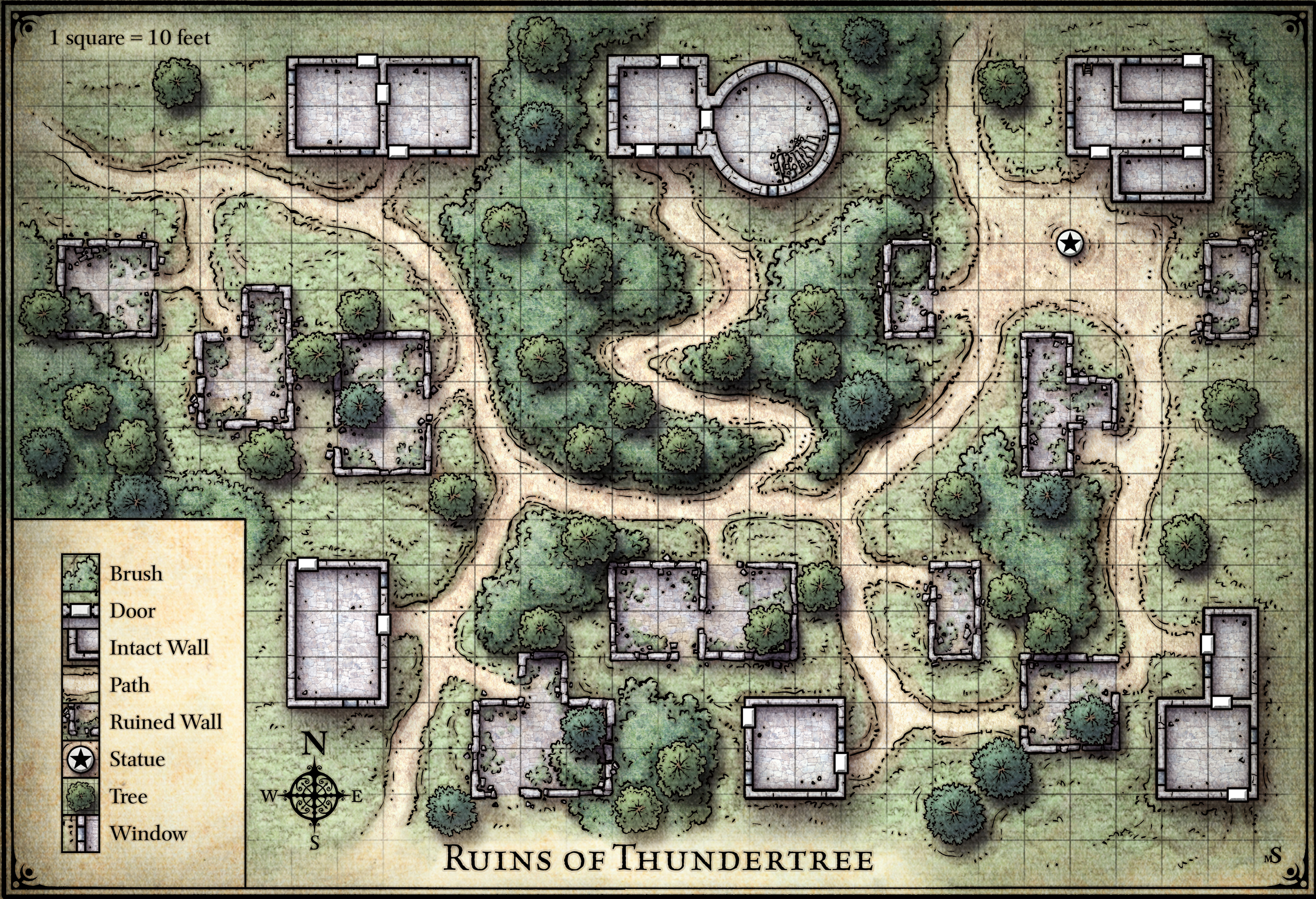
# REDBRAND HIDEOUT

- Bars
- Bridge
- Bunk Bed
- Locked Door
- Supplies
- Rack
- S** Secret Door
- Sarcophagus
- Table






1 square = 10 feet



- Brush
- Door
- Intact Wall
- Path
- Ruined Wall
- Statue
- Tree
- Window



# RUINS OF THUNDERTREE

MS




1 square = 5 feet



# Cragmaw Castle

-  Arrow Slit
-  Brazier
-  Broken Door
-  Concealed Door
-  Curtain
-  Goblin Pallet
-  Supplies
-  Table
-  Trap





# WAVE ECHO CAVE

1 square = 10 feet

-  Barrels
-  Brazier
-  Bunk Bed
-  Escarpment
-  Fungus
-  Pillar
-  Stalagmite
-  Table
-  Waterwheel



**EXPLORE** subterranean  
labyrinths!

**PLUNDER** hoards  
of treasure!

**BATTLE** legendary  
monsters!

The *DUNGEONS & DRAGONS*<sup>®</sup> Starter Set is your gateway to action-packed stories of the imagination. This box contains the essential rules of the game plus everything you need to play heroic characters on perilous adventures in worlds of fantasy.



#### GAME COMPONENTS

- > 64-page adventure book with everything the Dungeon Master needs to get started
- > 32-page rulebook for playing characters levels 1-5
- > 5 pregenerated characters, each with a character sheet and supporting reference material
- > 6 game dice

When you're ready for even more, expand your adventures with the fifth edition *Player's Handbook*<sup>®</sup>, *Dungeon Master's Guide*<sup>®</sup>, and *Monster Manual*<sup>®</sup>.



[DUNGEONSANDDRAGONS.COM](http://DUNGEONSANDDRAGONS.COM)



Dungeons & Dragons, D&D, their respective logos, the dragon ampersand, all other Wizards titles, and characters' names and distinctive likenesses are property of Wizards of the Coast LLC in the USA and other countries. ©2014 Wizards of the Coast LLC, PO Box 707, Renton, WA 98057-0707, USA. Manufactured by Hasbro SA, Rue Emile-Boischat 31, 2800 Delémont, CH. Represented by Hasbro Europe, 4 The Square, Stockley Park, Uxbridge, Middlesex, UB8 3ET, UK. PRINTED IN USA. DICE MADE IN CHINA.

ISBN: 978-0-7869-6559-5



5 1999

9 780786 965595  
Sug. Retail: US \$19.99 CAN \$23.99  
Printed in USA A92160000

EAN